

**THE COLORADO COLLEGE AND SUBSIDIARIES
COLORADO SPRINGS, COLORADO**

**FINANCIAL REPORT
JUNE 30, 2024 AND 2023**



CPAs | CONSULTANTS | WEALTH ADVISORS

CLAcconnect.com

TABLE OF CONTENTS

	PAGE
INDEPENDENT AUDITORS' REPORT	1
MANAGEMENT'S DISCUSSION AND ANALYSIS	4
FINANCIAL STATEMENTS	
Consolidated Statements of Financial Position.....	9
Consolidated Statements of Activities.....	10
Consolidated Statements of Cash Flows.....	12
Notes to Consolidated Financial Statements.....	13
SUPPLEMENTARY INFORMATION	
Financial Responsibility Ratio – Supplemental Schedule.....	46



INDEPENDENT AUDITORS' REPORT

Board of Trustees
The Colorado College
Denver, Colorado

Report on the Audit of the Financial Statements

Opinion

We have audited the accompanying consolidated financial statements of the Colorado College (the College), which comprise the consolidated statements of financial position as of June 30, 2024 and 2023, and the related consolidated statements of activities and cash flows for the years then ended, and the related notes to the financial statements.

In our opinion, the consolidated financial statements referred to above present fairly, in all material respects, the financial position of the College as of June 30, 2024 and 2023, and the changes in its net assets and its cash flows for the years then ended in accordance with accounting principles generally accepted in the United States of America.

Basis for Opinion

We conducted our audit in accordance with auditing standards generally accepted in the United States of America (GAAS) and the standards applicable to financial audits contained in *Government Auditing Standards*, issued by the Comptroller General of the United States. Our responsibilities under those standards are further described in the Auditors' Responsibilities for the Audit of the Financial Statements section of our report. We are required to be independent of the College and to meet our other ethical responsibilities, in accordance with the relevant ethical requirements relating to our audit. We believe that the audit evidence we have obtained is sufficient and appropriate to provide a basis for our audit opinions.

Responsibilities of Management for the Financial Statements

Management is responsible for the preparation and fair presentation of the consolidated financial statements in accordance with accounting principles generally accepted in the United States of America, and for the design, implementation, and maintenance of internal control relevant to the preparation and fair presentation of the consolidated financial statements that are free from material misstatement, whether due to fraud or error.

In preparing the consolidated financial statements, management is required to evaluate whether there are conditions or events, considered in the aggregate, that raise substantial doubt about the College's ability to continue as a going concern for one year after the date the financial statements are available to be issued.

Auditors' Responsibilities for the Audit of the Financial Statements

Our objectives are to obtain reasonable assurance about whether the consolidated financial statements as a whole are free from material misstatement, whether due to fraud or error, and to issue an auditors' report that includes our opinions. Reasonable assurance is a high level of assurance but is not absolute assurance and therefore is not a guarantee that an audit conducted in accordance with GAAS and *Government Auditing Standards* will always detect a material misstatement when it exists. The risk of not detecting a material misstatement resulting from fraud is higher than for one resulting from error, as fraud may involve collusion, forgery, intentional omissions, misrepresentations, or the override of internal control. Misstatements are considered material if there is a substantial likelihood that, individually or in the aggregate, they would influence the judgment made by a reasonable user based on the financial statements.

In performing an audit in accordance with GAAS and *Government Auditing Standards*, we:

- Exercise professional judgment and maintain professional skepticism throughout the audit.
- Identify and assess the risks of material misstatement of the financial statements, whether due to fraud or error, and design and perform audit procedures responsive to those risks. Such procedures include examining, on a test basis, evidence regarding the amounts and disclosures in the financial statements.
- Obtain an understanding of internal control relevant to the audit in order to design audit procedures that are appropriate in the circumstances, but not for the purpose of expressing an opinion on the effectiveness of the College's internal control. Accordingly, no such opinion is expressed.
- Evaluate the appropriateness of accounting policies used and the reasonableness of significant accounting estimates made by management, as well as evaluate the overall presentation of the financial statements.
- Conclude whether, in our judgment, there are conditions or events, considered in the aggregate, that raise substantial doubt about the College's ability to continue as a going concern for a reasonable period of time.

We are required to communicate with those charged with governance regarding, among other matters, the planned scope and timing of the audit, significant audit findings, and certain internal control related matters that we identified during the audit.

Supplementary Information

Our audits were conducted for the purpose of forming opinion on the consolidated financial statements as a whole. The Financial Responsibility Composite Score Supplemental Schedule (the supplementary information) is presented for purposes of additional analysis and is not a required part of the financial statements. Such information is the responsibility of management and was derived from and relates directly to the underlying accounting and other records used to prepare the financial statements. The information has been subjected to the auditing procedures applied in the audit of the financial statements and certain additional procedures, including comparing and reconciling such information directly to the underlying accounting and other records used to prepare the financial statements or to the financial statements themselves, and other additional procedures in accordance with GAAS. In our opinion, the supplementary information is fairly stated, in all material respects, in relation to the financial statements as a whole.

Other Information

Management is responsible for the other information included in this report. The other information comprises Management’s Discussion and Analysis but does not include the consolidated financial statements and our auditors’ report thereon. Our opinions on the consolidated financial statements do not cover the other information, and we do not express an opinion or any form of assurance thereon.

In connection with our audit of the basic financial statements, our responsibility is to read the other information and consider whether a material inconsistency exists between the other information and the consolidated financial statements, or the other information otherwise appears to be materially misstated. If, based on the work performed, we conclude that an uncorrected material misstatement of the other information exists, we are required to describe it in our report.

Other Reporting Required by Government Auditing Standards

In accordance with *Government Auditing Standards*, we have also issued our report dated November 19, 2024, on our consideration of the College’s internal control over financial reporting and on our tests of its compliance with certain provisions of laws, regulations, contracts, and grant agreements and other matters. The purpose of that report is solely to describe the scope of our testing of internal control over financial reporting and compliance and the results of that testing, and not to provide an opinion on the effectiveness of the College’s internal control over financial reporting or on compliance. That report is an integral part of an audit performed in accordance with *Government Auditing Standards* in considering the College’s internal control over financial reporting and compliance.



CliftonLarsonAllen LLP

Denver, Colorado
November 19, 2024



COLORADO COLLEGE

Office of Finance & Administration

14 E. Cache La Poudre St.
Colorado Springs, CO 80903

Report from Lori Seager, Vice President for Finance & Chief Financial Officer

The Project 2024 strategic planning process concluded at the end of fiscal year 2024, and the College renewed focus on institutional strength and reclaiming the liberal arts. Enrollment continued to slightly exceed expectations. Net tuition and fee revenue was up 1.8% and other revenues grew by 29.4%, as participation in athletic and arts events expanded. Although contributions for college operations declined 21.3% over the prior year, offsetting the increases in operating revenue, a sizable unrestricted gift reflected in nonoperating revenues on the Statements of Activities was designated for endowment for financial aid by the Board. Finally, endowment investment returns of 14.5% contributed significantly to a total increase in net assets of approximately \$114.7 million.



Colorado College remains a distinctive place with a unique, immersive method of teaching and learning known as the Block Plan. The Block Plan allows faculty and students to focus on one class at a time for three-and-a-half weeks, providing flexibility and opportunities for collaborative learning. Our mission is providing the finest liberal arts education in the Country, through developing habits of intellect and imagination that will prepare them for learning and leadership throughout their lives. Colorado College is committed to appropriate resource allocation to support this mission. Such commitments include funding faculty salaries at a level above those of our 15 peer institutions allowing us to attract and retain the very best faculty, allocating appropriate space for classes meeting any time each day during a block, and supporting travel of our academic classes into the field and abroad. Long-range planning, strategic budgeting and careful management continue to be keys to sustaining the necessary financial position to support this important work.

I am pleased to share more about the College in the following pages, which contain selected financial highlights to accompany Colorado College's consolidated financial statements for the year ended June 30, 2024. I want to thank the faculty and staff for delivering a meaningful educational experience to our students, and I want to thank our Board and donors for the ongoing support they have provided.

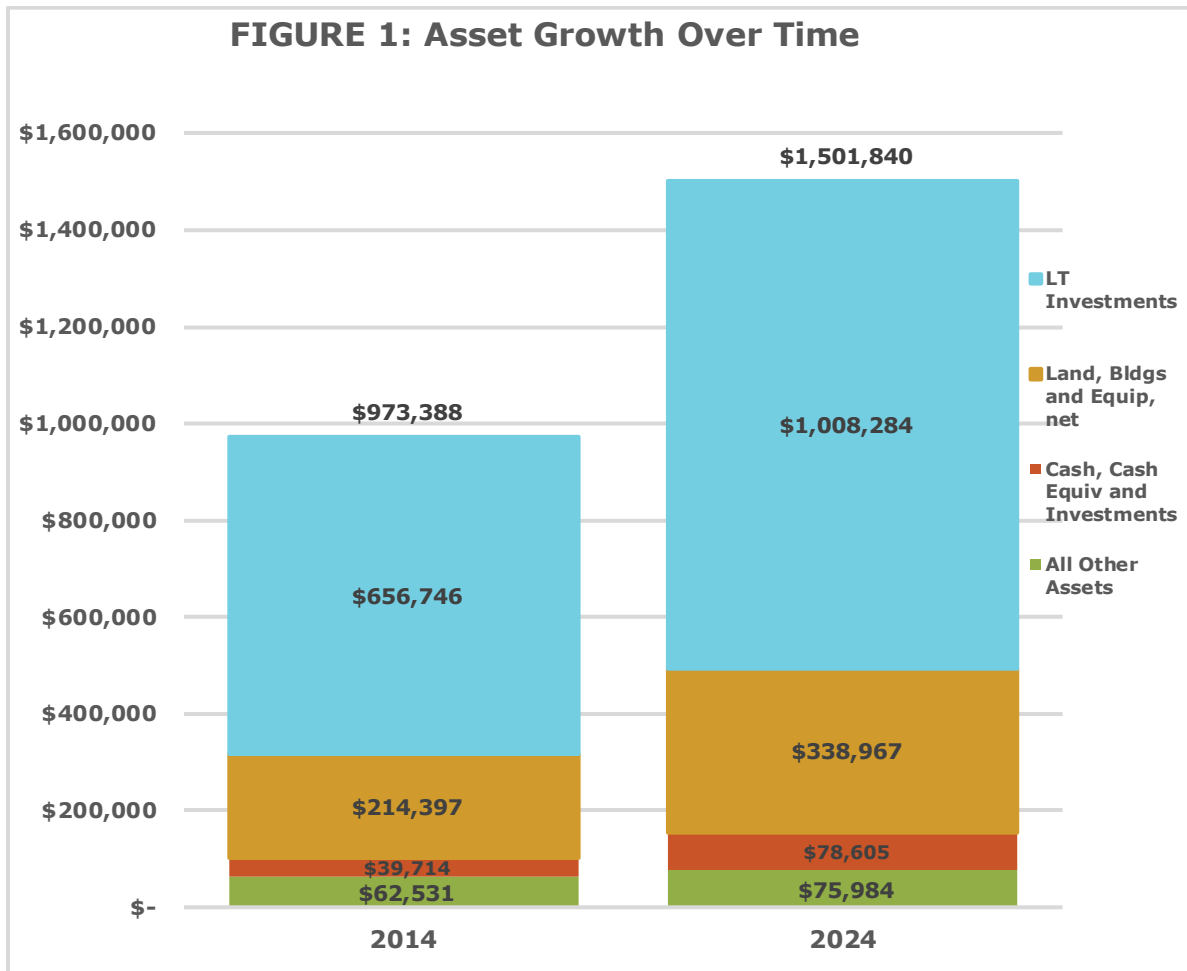
Colorado College's 2023-24 financial results are demonstrated in the following pages.

Sincerely,

Lori Seager

Statement of Financial Position

- At June 30, total assets were \$1.5 billion, which is an increase of \$528.5 million over the last decade (Figure 1).
- Long-term investments, the College’s largest asset, were valued at \$1.01 billion on June 30, 2024. The growth of \$107.2 million (11.9%) over the prior year’s market value was primarily due to rising endowment investment market values. The endowment portfolio ended the year with a 14.5% annual investment return, net of fees.

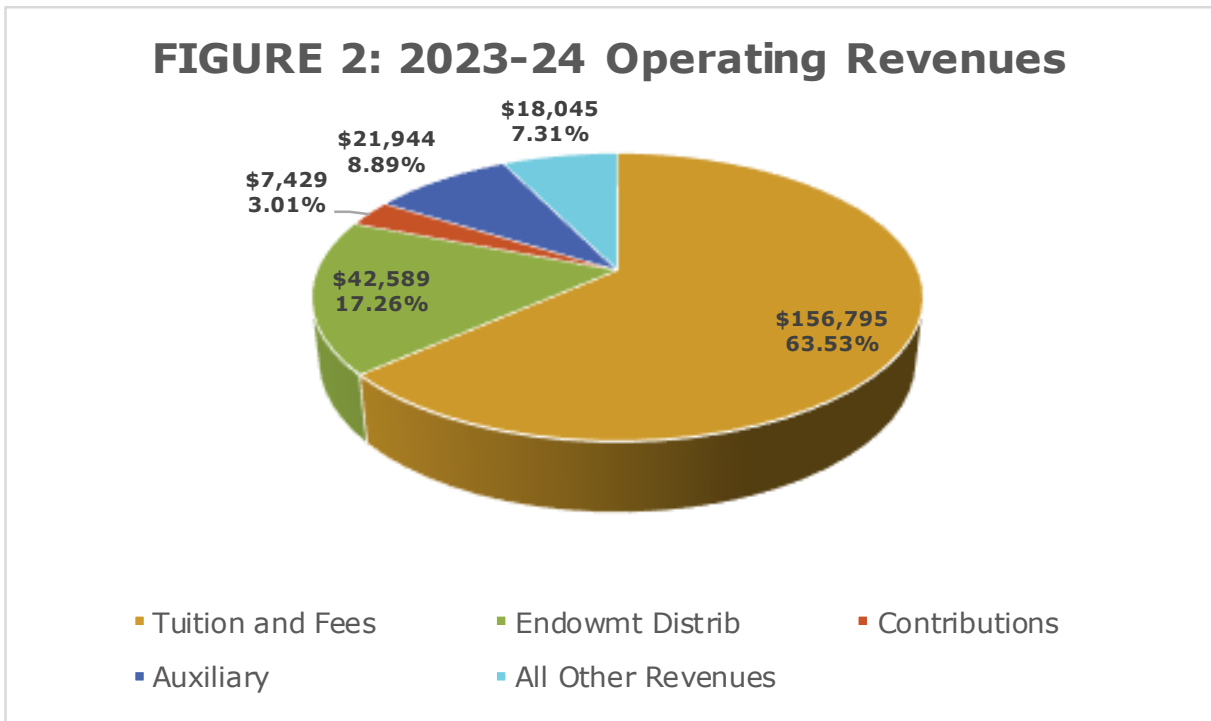


- Total liabilities decreased by \$11.9 million (a decrease of 5.9%), primarily from the decrease in Debt Payable due to routine debt service payments. Liabilities were just 12.7% of total assets.
- Net assets were valued at \$1.3 billion, an increase of \$114.7 million (9.6%) over the prior year.

Statement of Activities

Revenue

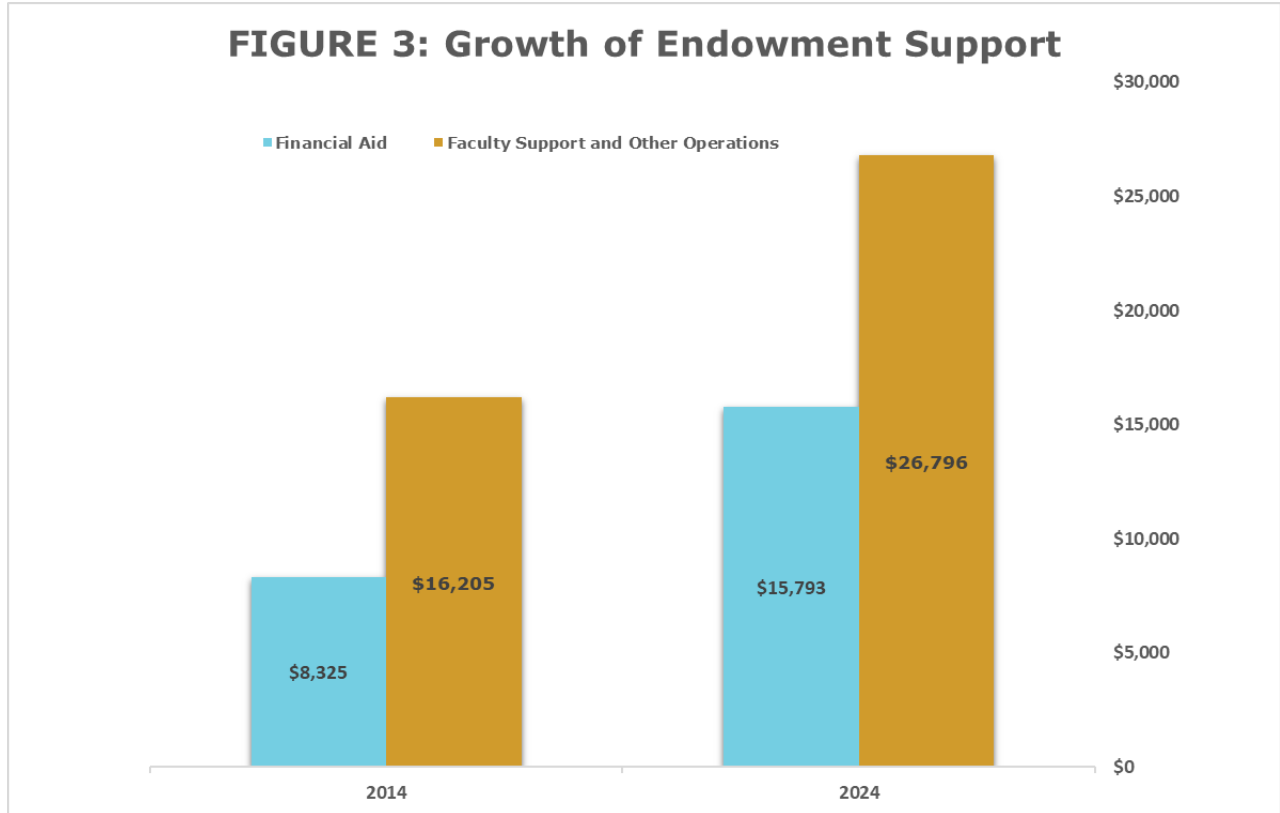
- Total net operating revenues increased slightly, at \$3.2 million over the prior year. This can be attributed to modest increases to nearly all categories of operating revenue, offset by a decrease in operating contributions and a slight decrease in auxiliary revenue.
- Net tuition rose \$1.7 million over the prior year, due to a 4.1% tuition increase, offset by enrollment that did not exceed the target as much as in the previous year. Revenue sources from students and their families, such as tuition, housing and dining comprised over 72.4% of the College’s total operating revenue, as shown in Figure 2.



- Net operating income of \$5.1 million, non-operating investment returns in the College’s endowment and trusts of \$84.2 million, and \$22.2 million in contributions for non-operating purposes were the primary significant contributors to the overall increase in net assets of \$114.7 million.

Statement of Activities - continued

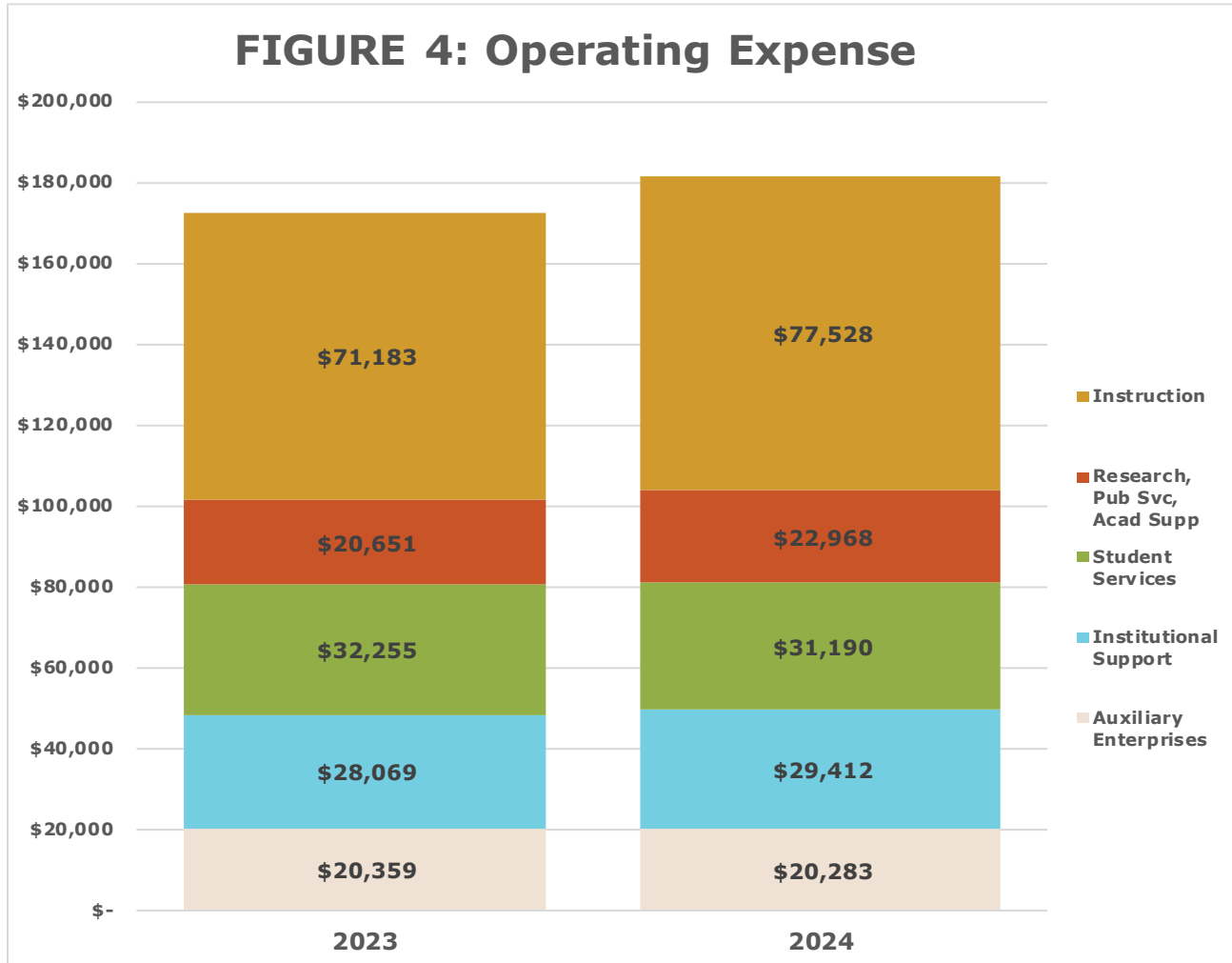
- The endowment contributed \$42.6 million in support of financial aid, faculty support and other college operations. Endowment distributions supporting financial aid totaled \$15.8 million, which is approximately 37% of total distributions, and were up 90% from the \$8.3 million in distributions supporting financial aid just a decade ago (Figure 3).



Expense

- Operating expenditures increased by 5.1% (\$8.9 million), primarily from increases to employee compensation and inflationary increases in services and goods. The College continued to prioritize expenditures to support students such as those for instruction, research, academic support, and student services, and in all these expenses totaled 72.6% of all operating expense (Figure 3).

Statement of Activities - continued



In the fall of 2023, the renovation of the Honnen Ice Arena into a unique space that houses workshop and classroom space for the 3D Arts and Creativity & Innovation programs along with large, flexible exhibition space, was completed. In addition, various student housing spaces have been renovated throughout the summers of 2023 and 2024, as the College continues to update and build additional capacity in its housing program.

THE COLORADO COLLEGE AND SUBSIDIARIES
CONSOLIDATED STATEMENTS OF FINANCIAL POSITION
June 30, 2024 and 2023

Presented in Thousands

<u>ASSETS</u>	<u>2024</u>	<u>2023</u>
Cash and Cash Equivalents	\$ 17,373	\$ 20,813
Short Term Investments	61,232	52,854
Accounts Receivable, net	8,514	8,547
Contributions Receivable, net	5,774	11,456
Other Assets	3,822	4,290
Loans to Students, net	558	830
Assets Held under Split-Interest Agreements	14,581	15,139
Beneficial Interest in Perpetual Trusts	42,096	38,958
Long Term Investments	1,008,284	901,088
Land, Buildings, and Equipment, net	338,967	344,164
Operating Lease Right-of-Use Assets	639	967
Total Assets	<u>\$ 1,501,840</u>	<u>\$ 1,399,106</u>
<u>LIABILITIES</u>		
Accounts Payable	\$ 5,931	\$ 3,763
Accrued Payroll and Other Liabilities	17,465	15,323
Deferred Revenue	2,306	3,427
Government Advances for Loans to Students	57	361
Liabilities under Split-Interest Agreements	4,039	4,021
Asset Retirement Obligation	6,213	9,378
Debt Payable, net	153,356	164,702
Operating Lease Liabilities	639	967
Total Liabilities	<u>190,006</u>	<u>201,942</u>
<u>NET ASSETS</u>		
Without Donor Restrictions	423,542	386,924
With Donor Restrictions	888,292	810,240
Total Net Assets	<u>1,311,834</u>	<u>1,197,164</u>
Total Liabilities and Net Assets	<u>\$ 1,501,840</u>	<u>\$ 1,399,106</u>

See accompanying notes to consolidated financial statements.

THE COLORADO COLLEGE AND SUBSIDIARIES
CONSOLIDATED STATEMENTS OF ACTIVITIES
June 30, 2024 (with summarized 2023 Totals)

<i>Presented in Thousands</i>	Without Donor Restrictions	With Donor Restrictions	2024 Total	2023 Total
OPERATING ACTIVITY				
Revenues, Gains, and Other Support				
Tuition and Fees	\$ 156,795	\$ -	\$ 156,795	\$ 151,951
Less Scholarship Allowances	(60,189)	-	(60,189)	(57,038)
Net Tuition and Fees	96,606	-	96,606	94,913
Contributions	4,539	2,890	7,429	9,189
Government Grants and Contracts	1,637	19	1,656	1,694
Endowment Distribution	11,254	31,335	42,589	40,481
Other Investment Income	4,848	1,715	6,563	6,595
Auxiliary Enterprises	21,944	-	21,944	22,970
Other Revenue	9,787	39	9,826	7,595
Net Assets Released from Restrictions	38,659	(38,659)	-	-
Total Operating Revenue	189,274	(2,661)	186,613	183,437
Expenses: Educational and General				
Instruction	77,528	-	77,528	71,183
Research	854	-	854	553
Academic Support	22,114	-	22,114	20,098
Student Services	31,190	-	31,190	32,255
Institutional Support	29,412	-	29,412	28,069
Total Educational and General Expenses	161,098	-	161,098	152,158
Auxiliary Enterprises	20,283	-	20,283	20,359
Total Operating Expenses	181,381	-	181,381	172,517
Increase (Decrease) in Net Assets from Operating Activities	7,893	(2,661)	5,232	10,920
NON-OPERATING ACTIVITY				
Contributions	16,108	6,085	22,193	8,561
Investment return on endowment	12,653	71,519	84,172	44,039
Change in value of Split Interest agreements	(36)	3,109	3,073	2,142
Increase (Decrease) in Net Assets from Non-Operating Activities	28,725	80,713	109,438	54,742
Total Change in NET ASSETS	36,618	78,052	114,670	65,662
Net Assets - Beginning of Year	386,924	810,240	1,197,164	1,131,502
NET ASSETS - END OF YEAR	\$ 423,542	\$ 888,292	\$ 1,311,834	\$ 1,197,164

See accompanying notes to consolidated financial statements.

THE COLORADO COLLEGE AND SUBSIDIARIES
CONSOLIDATED STATEMENTS OF ACTIVITIES
For the year ended June 30, 2023

<i>Presented in Thousands</i>	Without Donor Restrictions	With Donor Restrictions	2023 Total
OPERATING ACTIVITY			
Revenues, Gains, and Other Support			
Tuition and Fees	\$ 151,951	\$ -	\$ 151,951
Less Scholarship Allowances	(57,038)	-	(57,038)
Net Tuition and Fees	94,913	-	94,913
Contributions	5,702	3,487	9,189
Government Grants and Contracts	1,574	120	1,694
Endowment Distribution	11,432	29,049	40,481
Other Investment Income	4,566	2,029	6,595
Auxiliary Enterprises	22,970	-	22,970
Other Revenue	7,572	23	7,595
Net Assets Released from Restrictions	36,666	(36,666)	-
Total Operating Revenue	185,395	(1,958)	183,437
Expenses: Educational and General			
Instruction	71,183	-	71,183
Research	553	-	553
Academic Support	20,098	-	20,098
Student Services	32,255	-	32,255
Institutional Support	28,069	-	28,069
Total Educational and General Expenses	152,158	-	152,158
Auxiliary Enterprises	20,359	-	20,359
Total Operating Expenses	172,517	-	172,517
Increase (Decrease) in Net Assets from Operating Activities	12,878	(1,958)	10,920
NON-OPERATING ACTIVITY			
Contributions	16	8,545	8,561
Investment return on endowment	6,632	37,407	44,039
Change in value of Split Interest agreements	24	2,118	2,142
Increase (Decrease) in Net Assets from Non-Operating Activities	6,672	48,070	54,742
Total Change in NET ASSETS	19,550	46,112	65,662
Net Assets - Beginning of Year	367,374	764,128	1,131,502
NET ASSETS - END OF YEAR	\$ 386,924	\$ 810,240	\$ 1,197,164

See accompanying notes to consolidated financial statements.

THE COLORADO COLLEGE AND SUBSIDIARIES
CONSOLIDATED STATEMENTS OF CASH FLOW
June 30, 2024 and 2023

Presented in Thousands

<u>OPERATING ACTIVITIES</u>	<u>2024</u>	<u>2023</u>
Change in Net Assets	\$ 114,670	\$ 65,662
<i>Items Not requiring (Providing) Operating Activities Cash Flows:</i>		
Realized and Unrealized (Gains) losses on Investments	(133,238)	(90,085)
Depreciation, Amortization	12,308	12,439
Amortization of Bond Issuance Costs	90	90
Revisions to Asset Retirement Obligation and Accretion	(3,165)	(1,427)
(Gain)/Loss on Disposal of Capital Equipment and Property	12	6
Change in Value of Split-Interest Agreements	(2,561)	(2,048)
Contributions and Investment Income restricted for Long Term Investments	(22,193)	(8,561)
Change in Allowance for Doubtful Loans to Students	272	333
<i>Changes in:</i>		
Accounts Receivable, net	(271)	4,041
Contributions Receivable, net	5,682	933
Operating Lease Right-of-Use asset	328	(581)
Other Assets	469	(217)
Accounts Payable	2,168	(1,473)
Accrued Payroll and Other Liabilities	2,142	335
Deferred Revenue	(1,121)	503
Operating Lease Liability	(328)	581
NET Cash Provided by (Used in) Operating activities	<u>(24,736)</u>	<u>(19,469)</u>
<u>INVESTING ACTIVITIES</u>		
Purchase of Land, Buildings, and Equipment	(7,123)	(1,508)
Proceeds from Sales or Maturities of Investments	107,527	184,517
Purchase of Investments	(89,864)	(152,731)
NET Cash Provided by (Used in) Investing Activities	<u>10,540</u>	<u>30,278</u>
<u>FINANCING ACTIVITIES</u>		
Contributions and Investment Income restricted for Long-Term Investments	22,193	8,561
Repayments on Debt	(11,437)	(11,248)
NET Cash Provided by (Used in) Financing Activities	<u>10,756</u>	<u>(2,687)</u>
 (DECREASE) INCREASE CASH AND CASH EQUIVALENTS	 (3,440)	 8,122
Cash and Cash Equivalents - Beginning of Year	20,813	12,691
CASH AND CASH EQUIVALENTS - END OF YEAR	<u>\$ 17,373</u>	<u>\$ 20,813</u>

Supplemental Cash Flow information

Interest paid	6,141	6,361
<i>Noncash Investing and Financing Activities:</i>		
Gifts in Kind	233	51

See accompanying notes to consolidated financial statements.

THE COLORADO COLLEGE AND SUBSIDIARIES
NOTES TO CONSOLIDATED FINANCIAL STATEMENTS
JUNE 30, 2024 AND 2023

NOTE 1 NATURE OF OPERATIONS AND SUMMARY OF SIGNIFICANT ACCOUNTING POLICIES

Nature of Operations

The Colorado College (the College) is an independent college of liberal arts and sciences. The College was established as a coeducational, residential institution in 1874. The College provides undergraduate and master-of-arts in teaching degree programs to nearly 2,200 students each year. The College's distinctive class calendar divides the year into segments called blocks. Under this system, students take, and faculty teach, only one course at a time. The student-teacher ratio is 10 to 1, typically with no more than 25 students per class. The College's revenues are predominately earned from tuition and fees, contributions, auxiliary enterprises, and investment income.

A summary of the significant accounting policies consistently applied in the preparation of the accompanying consolidated financial statements follows.

Principles of Consolidation

The accompanying consolidated financial statements include the assets, liabilities, net assets, and financial activities of the College and two wholly owned for-profit subsidiaries of the College, Dale Street Properties, LLC, and Cascade Avenue Medical Building, Inc. All significant intercompany balances and transactions have been eliminated.

Basis of Presentation

Net assets and revenues, gains, and losses are classified based on the existence or absence of externally imposed restrictions. Accordingly, net assets of the College are classified and reported as follows:

Net Assets without Donor Restrictions - Net assets that are not subject to donor-imposed stipulations. The governing board has designated, from net assets without donor restrictions, amounts as board-designated endowment. In addition, this category includes investment in property, plant and equipment.

Net Assets with Donor Restrictions - Net assets subject to donor-imposed restrictions. Some donor-imposed restrictions are temporary in nature, such as those that will be met by the passage of time or other events specified by the donor. Other donor-imposed restrictions are perpetual in nature where the donor stipulates that resources be maintained in perpetuity. Donor-imposed restrictions are released when a restriction expires, that is, when the stipulated time has elapsed, or when the stipulated purpose for which the resource was restricted has been fulfilled, or both.

Revenues are reported as increases in net assets without donor restrictions, unless use of the related assets is limited by donor-imposed restrictions. Expenses are reported as decreases in net assets without donor restrictions. Gains and losses on investments and other assets or liabilities, other than endowment or similar funds, are reported as increases or decreases in net assets without donor restrictions unless their use is restricted by explicit donor stipulation. Expirations of time restrictions on net assets, (i.e., the donor-stipulated purpose has been fulfilled and/or the stipulated time period has elapsed) are reported as reclassifications between the applicable classes of net assets or net assets released from restrictions.

THE COLORADO COLLEGE AND SUBSIDIARIES
NOTES TO CONSOLIDATED FINANCIAL STATEMENTS
JUNE 30, 2024 AND 2023

NOTE 1 NATURE OF OPERATIONS AND SUMMARY OF SIGNIFICANT ACCOUNTING POLICIES
(Continued)

Recently Adopted Accounting Standards

Current Expected Credit Losses

In June 2016, the Financial Accounting Standards Board (FASB) issued Accounting Standards Update (ASU) 2016-13, *Financial Instruments – Credit Losses (Topic 326): Measurement of Credit Losses on Financial Instruments*. This standard was issued to increase transparency and requires entities to recognize estimated credit losses expected to occur over the remaining life of financial assets. Implementation was required for fiscal years beginning after December 15, 2022. The College is adopting ASU 2016-13 in fiscal year 2024 and revising its credit loss disclosures accordingly. Further discussion on methodology and impacts are detailed in Note 4.

Cash and Cash Equivalents

The College considers cash and all highly liquid temporary investments, with an original maturity of three months or less, to be cash equivalents. At June 30, 2024 and 2023, cash equivalents consisted primarily of money market accounts with brokers.

At June 30, 2024 and 2023, the FDIC insurance limit for interest-bearing and noninterest-bearing cash accounts was \$250,000. At June 30, 2024 and 2023, the College's cash accounts exceed federally insured limits by approximately \$17,850,092 and \$21,800,746, respectively. The College has not experienced any losses in such accounts and believes it is not exposed to any significant credit risk on cash and cash equivalents held at these banks.

Cash equivalents held in investment funds are reported as investments on the statement of financial position.

Accounts Receivable and Loans to Students

Accounts receivable are stated at the amount billed to customers and students, net of allowances for credit losses. Loans to students represent the net amount of outstanding loans from students, after considering similar allowances. The College calculates allowances for credit losses and loans based on a review of outstanding receivables and student loans, historical collection information, existing economic conditions, and reasonable and supportable forecasts. Accounts receivable are ordinarily due 30 days after the issuance of the invoice. Accounts past due more than 120 days are considered delinquent. Interest is not accrued on unpaid accounts. Delinquent accounts and loans receivable are written off based on individual credit evaluations and specific circumstances of the customer or student.

Other Assets

Other assets consist primarily of prepaid expenses and inventories. Inventories consist mainly of fuel, postage, and supplies. Inventories are valued at the lower of cost or net realizable value (using the first-in, first-out method).

THE COLORADO COLLEGE AND SUBSIDIARIES
NOTES TO CONSOLIDATED FINANCIAL STATEMENTS
JUNE 30, 2024 AND 2023

NOTE 1 NATURE OF OPERATIONS AND SUMMARY OF SIGNIFICANT ACCOUNTING POLICIES
(Continued)

Investments

Investments in equity securities having a readily determinable fair value are stated at fair value determined by quoted market prices. Other investments, for which no such quoted market values or valuations are readily available, are carried at fair value as estimated by management using values provided by external investment managers. Water Rights and Real Estate fair values are determined at the time conveyed by appraisal, with reappraisals done on a periodic basis. Investment income and realized and unrealized gains and losses are reflected in the consolidated statements of activities as without or with donor restriction based upon the existence and nature of any donor or legally imposed restrictions. Investment return that is initially restricted by donor stipulation and for which the restriction will be satisfied in the same year is included in with donor restricted revenue and net assets released from restrictions.

Fair Value Measurements

The College follows the *Fair Value Measurements* standard as established by the Financial Accounting Standards Board. The standard defines fair value, establishes a framework for measuring fair value under U.S. GAAP, and enhances disclosures about fair value measurements. Under the standard, fair value is defined as the amount that would be received for an asset or paid to transfer a liability (an exit price) in an orderly transaction between market participants on the valuation date.

The standard also establishes a fair value hierarchy, which requires an entity to maximize the use of observable inputs and minimize the use of unobservable inputs when measuring fair value. The standard describes three levels of inputs that may be used to measure fair value:

Level 1 Unadjusted quoted prices in active markets for identical assets or liabilities;

Level 2 Observable inputs other than quoted prices under Level 1 that are observable for the asset or liability, either directly or indirectly; and

Level 3 Unobservable inputs for the asset or liability used to measure fair value that rely on the reporting entity's own assumptions concerning the assumptions that market participants would use in pricing an asset or liability, including assumptions about risk.

In situations when investments do not have readily determinable fair values (alternative investments), the College will use the Net Asset Value per Share (NAV), or its equivalent, as a practical expedient for fair value.

Amounts Held as Trustee or Agent under Split-Interest Agreements

Under irrevocable trust agreements, the College receives contributed investments and agrees to maintain the principal of the investment during the life of the donor(s) and make annual payments to the donor(s) for life. The annual payments are based on a fixed rate of return or on related investment income, as stipulated in the trust agreement. Amounts received under irrevocable trust agreements, net of the present value of future payments to beneficiaries, are recorded as contribution revenue with donor restriction upon receipt. A liability for trust obligations is recorded for the estimated present value of future payments to beneficiaries. Upon the death of the beneficiaries, the assets are transferred from net assets with donor restriction as designated by the Board or trust agreement.

THE COLORADO COLLEGE AND SUBSIDIARIES
NOTES TO CONSOLIDATED FINANCIAL STATEMENTS
JUNE 30, 2024 AND 2023

NOTE 1 NATURE OF OPERATIONS AND SUMMARY OF SIGNIFICANT ACCOUNTING POLICIES
(Continued)

The College also receives contributions of charitable gift annuity contracts. The College recognizes a liability equal to the present value of the remaining payments due to annuitants under annuity contracts, based upon the remaining life expectancies of the respective annuitants.

Property, Plant, and Equipment

Buildings and equipment are recorded at cost or, if donated, at the estimated fair value at the date of donation. Depreciation of property, plant, and equipment is calculated on the straight-line method over the estimated useful lives of the assets - between four and twenty years for equipment, and forty years for building, improvements, and infrastructure.

Construction in progress is recorded for renovation and new construction projects that are in process at year-end. Upon project completion, the asset is transferred to the applicable depreciable asset category.

To qualify as capital expenses, costs must (1) be significant in amount and (2) provide benefit to the College over more than one accounting period. For improvement or restoration costs, the costs must increase the productive capacity or useful life of the asset. Costs that meet all these criteria are added to the value of the affected asset and depreciated over the remaining useful life of that asset to be capitalized. Costs that do not meet all these criteria will be expensed in the operating period in which they occur. To be considered significant in amount, an improvement, renovation, or restoration project must have total costs equal to or greater than \$25,000. Purchased and donated furniture and equipment items must have a value of \$5,000 or more at the date of acquisition or donation to be considered for capitalization.

Operating Lease Right-of-Use Assets and Operating Lease Liabilities

The College determines if an arrangement is a lease at inception. Operating leases are included in operating lease right-of-use (ROU) assets and operating lease liabilities, and should the College have finance leases, they are included in finance lease right-of-use (ROU) assets and finance lease liabilities in the consolidated statements of financial position.

ROU assets represent the College's right to use an underlying asset for the lease term and lease liabilities represent the College's obligation to make lease payments arising from the lease. ROU assets and liabilities are recognized at commencement date based on the present value of lease payments over the lease term.

Lease terms may include options to extend or terminate the lease when it is reasonably certain that the College will exercise that option. For individual lease contracts that do not provide information about the discount rate, the College has elected to use a risk-free discount rate determined using a period comparable with that of the lease term for computing the present value of the lease liabilities. Lease expense for operating lease payments is recognized on a straight-line basis over the lease term.

THE COLORADO COLLEGE AND SUBSIDIARIES
NOTES TO CONSOLIDATED FINANCIAL STATEMENTS
JUNE 30, 2024 AND 2023

NOTE 1 NATURE OF OPERATIONS AND SUMMARY OF SIGNIFICANT ACCOUNTING POLICIES
(Continued)

Collections

Collections of works of art, historical treasures, and similar assets are not capitalized or depreciated because the items are preserved and cared for continuously. Purchases of collection items are reported in the year of acquisition as decreases in net assets without donor restriction and as net assets released from restriction if the assets used to purchase the items were restricted to that use by donor stipulation. Contributions of collection items are not reported in the financial statements. Proceeds from disposal of and insurance recoveries related to collection items are reported as increases in the appropriate net asset classes.

Accrued Payroll and Other Liabilities

The College accrues earned but unpaid salaries, wages and related benefits, including taxes, insurance, retirement and other compensation related withholdings. In addition, college policy permits employees to accumulate earned but unused vacation benefits that would be paid to employees upon separation from College services. The accrual of vacation hours is limited to 264 hours for exempt and non-exempt employees.

The College provides either a full or phased early retirement program for tenure-track and adjunct faculty. Benefit periods are three years for the retiree between the ages of 59.5 and 67, two years at the age of 68 and one year at the age of 69. Early full retirement for tenure-track faculty is equal to 50% of salary with adjustments for inflation for the applicable time period. Adjunct faculty early full retirement equates to 50% of the compensation one would receive for the prior five-year course-count average. Phased retirement for tenure-track and adjunct faculty is equal to 70% of inflation-adjusted salary and these faculty members are required to teach half time or three blocks per academic year. Additions to the accrual are based upon the terms of the specific early retirement agreements issued.

The College holds various funds in a fiduciary capacity for organizations of the College, such as classes and clubs. These organizations raise funds in their own capacities and expend the funds on their organization's behalf. The revenues and expenses of these organizations are not included in the accompanying financial statements, but these funds are included in cash and investments and considered a liability of the College.

Deferred Revenue

Deferred revenue represents payments received prior to the start of an academic term for performance obligations to be met in the following fiscal year as programs are completed. Summer programs are the primary source of such deferred revenue.

Government Advances for Loans to Students

The College administers the Title IV Perkins Loan Program for the benefit of its students. Academic year 2017-18 was the last year in which new Perkins loans were allowed to be disbursed to students. The College has elected to continue to collect on Perkins loans and return the Federal Capital Contributions (FCC) portion as the loans are collected. As payments are made back to the Department of Education, Government Advances for Loans to Students will be reduced. Per instructions from the Department of Education, \$304,391 and \$352,741 was returned in fiscal years 2024 and 2023, respectively. The institution's share of \$75,720 in fiscal year 2024 and \$87,822 in fiscal year 2023 was returned to College operating funds.

THE COLORADO COLLEGE AND SUBSIDIARIES
NOTES TO CONSOLIDATED FINANCIAL STATEMENTS
JUNE 30, 2024 AND 2023

NOTE 1 NATURE OF OPERATIONS AND SUMMARY OF SIGNIFICANT ACCOUNTING POLICIES
(Continued)

Operating Activities

Revenues received and expenses incurred in conducting the programs and services of the College are presented in the financial statements as operating activities. Revenues and other support from operating activities that are not restricted by donors or other external sources are classified as without donor restrictions. Other revenues and support from operating activities that are restricted for a specific purpose by the donor are classified as with donor restriction. Operating activities also include investment earnings from the College's working capital funds and endowment distributed as approved by the board. Net assets released from restriction included in operating activities represent certain gifts and income used for operating expenses where the donor restriction has been satisfied in the current year. All contributions for endowment, including unrestricted donations that the board designates as endowments, as well as those for land, buildings and equipment, are reported in the non-operating section of the Statements of Activities.

Revenue Recognition

Tuition and Fees

Tuition and fees are recognized in the fiscal year in which the academic programs and services are provided. Instructional programs are delivered over the course of four three-and-a-half week blocks each semester, with three blocks each summer, as described below. Amounts received for future periods are reported as deferred revenue. As these performance obligations are satisfied, deferred revenue is reduced. When payments are received, accounts receivable are reduced. Full payment for services is due by the 10th day of the Fall, Spring and Summer terms. In addition, students who adjust their course load or withdraw completely within the first two blocks of the Fall or Spring semester may receive a full or partial refund in accordance with the college's refund policy.

Institutional scholarships awarded to students reduce the amount of revenue recognized. Funding sources for institutional scholarships include amounts funded by College funds, Associated Colleges of the Midwest (ACM) Tuition Exchange, the endowment, gifts and grants. Tuition discounts are detailed in Note 17.

The College offers three summer terms. In summer 2024, Block A began May 28 and ended June 21, Block B began June 24 and ended July 18, and Block C began July 22 and ended August 14. For summer 2023, Block A began May 30 and ended June 23, Block B began June 26 and ended July 20, and Block C began July 24 and ended August 16. Revenue for each is recognized ratably over each term, depending on the number of days of the block that fall into each fiscal year. A portion of Block B and all of block C tuition and fees are recorded as deferred revenue at June 30 of each year.

First-year students secure their enrollment and housing by paying nonrefundable deposits by May 1 for the following academic term. In limited circumstances, students can defer enrollment and housing by one year without forfeiting their deposit. Deposits are recorded as deferred revenue and applied against charges in the first year of enrollment. The enrollment deposit was \$1,000 per student for the academic terms ending June 30, 2024 and 2023, respectively.

THE COLORADO COLLEGE AND SUBSIDIARIES
NOTES TO CONSOLIDATED FINANCIAL STATEMENTS
JUNE 30, 2024 AND 2023

NOTE 1 NATURE OF OPERATIONS AND SUMMARY OF SIGNIFICANT ACCOUNTING POLICIES
(Continued)

Auxiliary Services and Other Contracts with Customers

The College also provides auxiliary services to students, faculty, staff, and incidentally to the general public. Fees for auxiliary services are priced to offset the cost of the goods or services provided. The distinguishing characteristic of auxiliary services is that they are managed as an essentially self-supporting activity. Revenues and expenses from auxiliary enterprises are reported as changes in net assets without donor restrictions.

Auxiliary services revenue includes activities such as residential housing, meal services, and the campus bookstore. Since performance obligations for housing and meal services are met as services are delivered over the academic terms, revenue from these services is recognized in the fiscal year in which the goods and services are provided. Charges for housing and meal plans are posted to student accounts, and payment terms mirror those for Tuition and Fees. Students that withdraw completely from the College may receive a partial refund for meal plan charges, in accordance with the College's refund policy. Housing room charges, with few exceptions, are non-refundable. Refunds issued reduce the amount of revenue recognized. Credit balances are included in Deferred Revenue on the Statements of Financial Position.

The following table shows tuition and auxiliary revenues disaggregated according to the timing of the transfer of goods or services and by source:

Presented in Thousands

Contract Revenue Recognized over Time	Year ended June 30, 2024	Year ended June 30, 2023
Tuition and Fees	\$ 156,795	\$ 151,951
Scholarship Allowances	\$ (60,189)	\$ (57,038)
Total Tuition and Fees, net	96,606	94,913
Housing	14,473	15,109
Dining	7,446	7,613
Other Auxiliary Revenue	25	248
Total Auxiliary	21,944	22,970
	<u>\$ 118,550</u>	<u>\$ 117,883</u>

Contributions and Grants

Gifts of cash and other assets received without donor stipulations are reported as revenue and net assets without donor restriction. Gifts received with a donor stipulation that limits their use are reported as revenue and net assets with donor restriction. Contributions, grants, (including cost reimbursable government grants) and contracts received are evaluated and accounted for as contributions (nonreciprocal transactions) or as exchange (reciprocal) transactions. Further, contributions and grants deemed nonreciprocal transactions are evaluated to determine whether conditional or unconditional. Unconditional contributions and grants are immediately recognized as revenue, while conditional contributions or grants are recognized as revenue as donor-imposed conditions are met.

THE COLORADO COLLEGE AND SUBSIDIARIES
NOTES TO CONSOLIDATED FINANCIAL STATEMENTS
JUNE 30, 2024 AND 2023

NOTE 1 NATURE OF OPERATIONS AND SUMMARY OF SIGNIFICANT ACCOUNTING POLICIES
(Continued)

When a donor stipulated time restriction ends or purpose restriction is accomplished, with donor restriction net assets are reclassified to without donor restriction net assets and reported in the statement of activities as net assets released from restrictions. Contributions and grants (including grants with government agencies) that are originally restricted by the donor and for which the restriction is met in the same time period are recorded as without donor restriction.

The College reports gifts of land, buildings, and equipment as without donor restriction unless explicit donor stipulations specify how the donated assets must be used. Gifts of long-lived assets with explicit restrictions that specify how the assets are to be used, and gifts of cash or other assets that must be used to acquire long-lived assets are reported as with donor restriction support. The College reports expirations of donor restrictions when the donated or acquired long-lived assets are placed in service. All contributions for endowment, including unrestricted donations that the board designates as endowments, as well as those for land, buildings and equipment, are reported in the non-operating section of the Statements of Activities.

Contributions receivable include pledges that are recorded at their present value using discount rates ranging from approximately 0.06% - 5.40% depending on the year of inception. An allowance is made for potentially uncollectible contributions based upon management's past collection experience and other relevant factors.

From time to time, the College receives contributions from related parties, including employees, Trustees, or other organizations in which the College's Trustees serve as Directors. At June 30, 2024 and 2023 contributions receivable from related parties were \$657,300 and \$483,837, respectively.

Income Taxes

The College qualifies as a tax-exempt nonprofit organization under Section 501(c)(3) of the Internal Revenue Code. The College is subject to federal income tax only on net unrelated business income under the provisions of Section 501(c)(3) of the Internal Revenue Code. Cascade Avenue Medical Building, Inc. is subject to federal and state income taxes. Profits and losses of Dale Street Properties, LLC pass through directly to the College.

The College has adopted the requirements related to accounting for uncertain tax positions. The College evaluated its tax positions and determined it has no uncertain tax positions as of June 30, 2024 and 2023.

Functional Allocation of Expenses

The costs of various programs, support services, and other activities are summarized on a functional basis in the consolidated statements of activities in accordance with the overall educational mission of the College. The analysis of expenses by nature and function in Note 19 presents the natural classification of categories of expense within each function. Costs have been either directly charged to, or allocated among, programs and supporting activities. Allocated costs include facilities management and planning, depreciation and disposal of property, plant and equipment, information technology service, and interest on long-term debt. Costs not directly charged are allocated on a pro-rata basis to benefitting programs and supporting services, using functional expense totals as a proxy for estimated utilization of resources or support.

THE COLORADO COLLEGE AND SUBSIDIARIES
NOTES TO CONSOLIDATED FINANCIAL STATEMENTS
JUNE 30, 2024 AND 2023

NOTE 1 NATURE OF OPERATIONS AND SUMMARY OF SIGNIFICANT ACCOUNTING POLICIES
(Continued)

Use of Estimates

The preparation of financial statements in conformity with accounting principles generally accepted in the United States of America (U.S. GAAP) requires management to make estimates and assumptions that affect the reported amounts of assets and liabilities and disclosure of contingent assets and liabilities at the date of the financial statements and the reported amounts of revenues and expenses during the reporting period. Actual results could differ from those estimates.

Prior Year Summarized Financial Information

The consolidated statement of activities for the year ended June 30, 2024 on page 10 contains prior year summarized comparative information that does not include sufficient detail to constitute a full presentation in conformity with U.S. GAAP. A full presentation of prior year information in conformity with U.S. GAAP is presented on the consolidated statement of activities for the year ended June 30, 2023.

Reclassifications

Certain amounts within the June 30, 2023 financial statements have been reclassified to conform to the June 30, 2024 presentation. These reclassifications had no effect on previously reported net assets.

NOTE 2 AVAILABLE RESOURCES AND LIQUIDITY

The College regularly monitors liquidity required to meet its operating needs and other contractual commitments, while also striving to maximize the investment of its available funds.

In addition to financial assets available to meet general expenditures over the next 12 months, the College operates with a balanced budget and anticipates collecting sufficient revenue to cover general expenditures not covered by donor-restricted resources. As of June 30, 2024 and 2023, the following financial assets could readily be made available within one year of the date of the Statement of Financial Position to meet general expenditures.

THE COLORADO COLLEGE AND SUBSIDIARIES
NOTES TO CONSOLIDATED FINANCIAL STATEMENTS
JUNE 30, 2024 AND 2023

NOTE 2 AVAILABLE RESOURCES AND LIQUIDITY (Continued)

Presented in Thousands

<i>Financial Assets available at Year End:</i>	2024	2023
Cash and Cash Equivalents	\$ 17,373	\$ 20,813
Short Term Investments	61,232	52,854
Accounts Receivable, net	8,514	8,547
Contributions Receivable, net	5,774	11,456
Loans to Students, net	558	830
Assets Held in Trust	14,581	15,139
Long Term Investments	1,008,284	901,088
	<u>1,116,316</u>	<u>1,010,727</u>
 <i>Less Assets not available for general expenditures within 12 months:</i>		
Contributions receivable beyond one year	2,596	7,804
Government Advances for Student Loans	57	361
Designated Reserves	20,147	17,198
Assets Held in Trust	14,581	15,139
Perpetual and term endowment, and accumulated earnings subject to appropriation beyond one year	982,304	870,101
Funds with Donor restrictions	22,929	29,677
	<u>\$ 73,702</u>	<u>\$ 70,447</u>

NOTE 3 ACCOUNTS AND LOANS RECEIVABLE

General, student, grant and other receivables, as of June 30, 2024 and 2023, consisted of the following:

Presented in Thousands

	2024	2023
Accounts Receivable - General	\$ 1,141	\$ 1,125
Loans to Students	566	855
Accounts Receivable - Students	706	910
Accounts Receivable - Grants	5,715	6,340
Interest Receivable	473	261
Other Receivables	526	-
	<u>9,127</u>	<u>9,491</u>
 <i>Less Allowances for doubtful:</i>		
General Accounts	-	-
Student Accounts	(47)	(89)
Loans to Students	(8)	(25)
	<u>(55)</u>	<u>(114)</u>
Total	<u>\$ 9,072</u>	<u>\$ 9,377</u>

THE COLORADO COLLEGE AND SUBSIDIARIES
NOTES TO CONSOLIDATED FINANCIAL STATEMENTS
JUNE 30, 2024 AND 2023

NOTE 3 ACCOUNTS AND LOANS RECEIVABLE (Continued)

Allowances for credit losses and loans are established based on a review of outstanding receivables and student loans, historical collection information, existing economic conditions, and reasonable and supportable forecasts.

NOTE 4 CURRENT EXPECTED CREDIT LOSSES

The College has adopted the current expected credit losses ("CECL") methodology for estimating credit losses on financial assets, effective July 1, 2023, utilizing the modified retrospective transition method. The adoption of CECL resulted in changes to the College's accounting policies, including the recognition of credit losses based on expected future credit losses rather than incurred credit losses.

The primary financial assets subject to CECL include student accounts receivable, loans to students, and other receivables. The College utilizes a combination of historical data, current conditions, and reasonable and supportable forecasts to estimate credit losses. Key factors considered include historical loss experience, aging of receivables, current economic conditions, and future economic forecasts.

The College applies these principles to student accounts receivable and loans to students to calculate the allowance for credit losses as of June 30, 2024:

Presented in Thousands

Student Accounts Receivable Pool

	Amortized Cost Basis	Historical Loss Rate	Uncollectible Amount
Current (0-30 Days Past Due)	\$ 424	0.00%	\$ -
31-90 Days Past Due	225	10.00%	22
91-120 Days Past Due	2	15.00%	-
Greater than 120 Days Past Due	55	45.00%	25
	<u>\$ 706</u>		<u>\$ 47</u>

Loans to Students

	Amortized Cost Basis	Cohort Five-Year Average Default Rate	Uncollectible Amount
Balance as of June 30, 2024	<u>\$ 566</u>	1.40%	<u>\$ 8</u>

THE COLORADO COLLEGE AND SUBSIDIARIES
NOTES TO CONSOLIDATED FINANCIAL STATEMENTS
JUNE 30, 2024 AND 2023

NOTE 4 CURRENT EXPECTED CREDIT LOSSES (Continued)

Student accounts receivable consists of amounts billed to students for tuition and fees. The College separates student accounts receivable into risk pools based on their aging. In determining the amount of the allowance as of the balance sheet date, the College develops a loss rate for each risk pool. This loss rate is based on historical collection experience, adjusted for expectations about current and future economic conditions.

The College has noted that the local market (Denver-Aurora-Lakewood) consumer price index is decreasing year-over-year. However, the Department of Labor jobs report recently showed a sharp decline in hiring. The Federal Reserve has also announced plans to cut interest rates currently and into the future. The conflicting messages from these economic indicators, added to the fact that the U.S. is in a presidential election year, make it difficult to predict future economic conditions. Based on these assumptions, the College did not adjust its historic loss rates used to calculate the allowance for doubtful student accounts receivable.

The allowance for doubtful loans to students is calculated using the average cohort default rate. The cohort default rate measures the percentage of the College's borrowers who enter repayment on federal student loans during a fiscal year and default within the next three years. In previous years, the allowance was calculated using an average default rate over the life of the loans, but the College has determined that it is more accurate to use a five-year average default rate since the rate has been decreasing and has been zero for the last three consecutive years.

Changes in the allowance for credit losses for the year ended June 30, 2024 included:

Presented in Thousands

Balance as of June 30, 2023	\$	123
Cumulative Effect of CECL Adoption		(9)
Adjusted Balance	<u>\$</u>	<u>114</u>
Current Year Provisions		(53)
Write-offs, Net of Recoveries		(6)
Balance as of June 30, 2024	<u>\$</u>	<u>55</u>

THE COLORADO COLLEGE AND SUBSIDIARIES
NOTES TO CONSOLIDATED FINANCIAL STATEMENTS
JUNE 30, 2024 AND 2023

NOTE 5 CONTRIBUTIONS RECEIVABLE

Contributions receivable consist of the following unconditional promises to give as of June 30:

<i>Presented in Thousands</i>	2024	2023
Annual Fund	\$ 226	\$ 299
Gifts for Operations	3,592	8,851
Endowment	2,192	2,656
	<u>6,010</u>	<u>11,806</u>
Less allowance for doubtful pledges	(58)	(78)
Less unamortized discount	(178)	(272)
	<u>\$ 5,774</u>	<u>\$ 11,456</u>
Amounts due in -	2024	2023
Less than one year	\$ 3,178	\$ 3,652
One to five years	1,890	5,265
Greater than five years	706	2,539
	<u>\$ 5,774</u>	<u>\$ 11,456</u>

The College also has conditional promises to give of approximately \$70,000 and \$62,000 at June 30, 2024 and 2023, respectively. In addition, the College has been notified of donor intent to give, in wills or trust instruments of amounts totaling approximately \$40.9 million and \$53.3 million as of June 30, 2024 and 2023, respectively. These promises and bequest pledges do not yet meet revenue recognition criteria, and they will be recognized when conditions are substantially met.

THE COLORADO COLLEGE AND SUBSIDIARIES
NOTES TO CONSOLIDATED FINANCIAL STATEMENTS
JUNE 30, 2024 AND 2023

NOTE 6 INVESTMENTS AND FINANCIAL INSTRUMENTS MEASURED AT FAIR VALUE

The following tables present investments and financial instruments carried at fair value in accordance with the valuation hierarchy defined in Note 1 as of June 30, 2024, and June 30, 2023.

<i>Presented in Thousands</i>				June 30, 2024
Short Term Investments				\$ 61,232
Long Term Investments				1,008,284
Assets Held under Split-Interest Agreements				14,581
				<u>\$ 1,084,097</u>
	Level I	Level II	Level III	2024 Total
Cash and Cash Equivalents	\$ 103,366	\$ -	\$ -	\$ 103,366
Fixed Income	19,969	51	-	20,020
Global Equities	344,442	216	-	344,658
Real Estate and Water Rights	-	-	2,582	2,582
Assets Held under Split Interest agreements	6,080	-	8,501	14,581
	<u>\$ 473,857</u>	<u>\$ 267</u>	<u>\$ 11,083</u>	<u>\$ 485,207</u>
Investments Measured at Net Asset Value				598,890
TOTAL INVESTMENTS				<u>\$ 1,084,097</u>

				June 30, 2023
Short Term Investments				\$ 52,854
Long Term Investments				901,088
Assets Held under Split-Interest Agreements				15,139
				<u>\$ 969,081</u>
	Level I	Level II	Level III	2023 Total
Cash and Cash Equivalents	\$ 86,752	\$ -	\$ -	\$ 86,752
Fixed Income	10,124	51	-	10,175
Global Equities	302,918	257	-	303,175
Emerging Markets	7,089	-	-	7,089
Real Estate and Water Rights	-	-	2,582	2,582
Assets Held under Split-Interest Agreements	6,073	-	9,066	15,139
	<u>\$ 412,956</u>	<u>\$ 308</u>	<u>\$ 11,648</u>	<u>\$ 424,912</u>
Investments Measured at Net Asset Value				544,169
TOTAL INVESTMENTS				<u>\$ 969,081</u>

The following tables are reconciliations of the beginning and ending balances of recurring fair value measurements recognized in the accompanying statement of financial position using significant unobservable (Level 3) inputs as of June 30, 2024, and June 30, 2023.

<i>Presented in Thousands</i>					
Level 3 Investments	July 1, 2023 Balance	Unrealized Gains & (Losses)	Redemptions	Purchases, Issuances	June 30, 2024 Balance
Real Estate and Water Rights	2,582		-	-	2,582
Assets Held under Split-Interest Agreements	9,066	758	(743)	(580)	8,501
Totals	<u>\$ 11,648</u>	<u>\$ 758</u>	<u>\$ (743)</u>	<u>\$ (580)</u>	<u>\$ 11,083</u>

THE COLORADO COLLEGE AND SUBSIDIARIES
NOTES TO CONSOLIDATED FINANCIAL STATEMENTS
JUNE 30, 2024 AND 2023

NOTE 6 INVESTMENTS AND FINANCIAL INSTRUMENTS MEASURED AT FAIR VALUE
(Continued)

Level 3 Investments	July 1, 2022 Balance	Unrealized Gains & (Losses)	Redemptions	Purchases, Issuances	June 30, 2023 Balance
Real Estate and Water Rights	2,582		-	-	2,582
Assets Held under Split-Interest Agreements	9,497	289	(359)	(361)	9,066
Totals	<u>\$ 12,079</u>	<u>\$ 289</u>	<u>\$ (359)</u>	<u>\$ (361)</u>	<u>\$ 11,648</u>

Of the total Level 3 unrealized gains and (losses), approximately \$244,794 and \$93,000 were recognized in net assets without donor restriction during the years ending in June 30, 2024 and 2023, respectively.

The College uses the NAV to determine fair value of all its investments that a) do not have a readily determinable fair value and b) prepare their financial statements consistent with the measurement principles or have the attributes of an investment company.

The following table lists investments reported at NAV in other investment companies (in partnership format) by major category:

Presented in Thousands

Investments Held at Net Asset Value	Redemption Notice Period	Redemption Frequency	Unfunded Commitments	Fair Value at June 30, 2024	Fair Value at June 30, 2023
a International Equities	6 Business days	Weekly	\$ -	\$ 199,000	\$ 152,001
b Absolute Return	45 Day notice	Annually	-	117,584	120,244
c Emerging Markets - Liquid	45 Day notice	Quarterly	-	294	16,599
d Consumer markets - Liquid	45 Day notice	Quarterly	-	3,930	14,977
e Distressed Credit	n/a *	n/a *	56,267	74,177	61,262
f Emerging Markets - Illiquid	n/a *	n/a *	-	5,366	5,346
g Consumer markets - Illiquid	n/a *	n/a *	-	1,228	1,788
h Real Estate	n/a *	n/a *	15,107	24,015	20,994
i Private Equity large-cap buyout	n/a *	n/a *	123,482	173,296	150,958
			<u>\$ 194,856</u>	<u>\$ 598,890</u>	<u>\$ 544,169</u>

* *These funds are in private equity structures, with no ability to be redeemed.*

- a - Long only international equities in a diversified portfolio of value securities.
- b - Absolute return hedge funds focused on merger arbitrage, real estate, distressed credit, special situations & liquidations
- c - Firms that invest in mid-market buyout and growth equity in Asia, Africa, and Latin America - Liquid.
- d - Firms that invest in businesses that are beneficiaries of discretionary consumer spending in the Asian markets - Liquid
- e - Private equity firms pursue distressed investments in residential and asset backed securities, in distressed & mispriced loans and securities, and in rescue and distressed lending.
- f - Private equity firms invest in mid-market buyout and growth equity in Asia, Africa, and Latin America - Illiquid.
- g - Private equity firms invest in businesses that are beneficiaries of discretionary consumer spending in the Asian markets - Illiquid.
- h - Private equity firms invest in real estate located primarily in the United States.
- i - Private equity firms pursue large-cap buyout or growth equity/venture capital strategies in the US and/or Europe.

Presented in Thousands

Of the Investments Held at Net Asset Value, the estimated remaining commitments have lives ranging from 1 to 10 years as follows:

2025	\$ 41,776
2026	24,250
2027	23,724
2028 and beyond	105,106
	<u>\$ 194,856</u>

THE COLORADO COLLEGE AND SUBSIDIARIES
NOTES TO CONSOLIDATED FINANCIAL STATEMENTS
JUNE 30, 2024 AND 2023

NOTE 6 INVESTMENTS AND FINANCIAL INSTRUMENTS MEASURED AT FAIR VALUE
(Continued)

The College held 107 funds in 64 investment companies at June 30, 2024. Investment funds totaled 96 in 63 investment companies at June 30, 2023. The College had the following outstanding investment commitments for the years ending June 30:

<i>Presented in Thousands</i>	<u>2024</u>	<u>2023</u>
Investment commitments	\$ 535,420	\$ 513,741
Contributions to commitments	340,564	316,085
Remaining commitments	<u>\$ 194,856</u>	<u>\$ 197,656</u>

The College reviews endowment portfolio investment liquidity quarterly. Redemption requirements range from one day to 120 days as found in the individual Investment Offering Memorandum for each investment. The following table represents the endowment portfolio liquidity, by category, as a percentage of the total endowment portfolio:

Liquidity	<u>2024</u>	<u>2023</u>
Daily/Weekly	40%	35%
Monthly	8%	9%
Quarterly	25%	29%
Annually	0%	1%
Illiquid	27%	26%

Investment return is presented in the consolidated statements of activities as follows:

<i>Presented in Thousands</i>	<u>2024</u>	<u>2023</u>
Operating Revenue	\$ 49,152	\$ 47,076
Non-Operating Activity	84,172	44,039
	<u>\$ 133,324</u>	<u>\$ 91,115</u>

NOTE 7 SPLIT-INTEREST AGREEMENTS

The College participates in split-interest agreements with donors, which include beneficial interests in perpetual trusts (see Note 8), charitable remainder trusts, charitable gift annuities, and pooled life income funds. Assets associated with split-interest agreements are included in investments. Upon termination of the trust, the College receives the assets remaining in the trust.

The split-interest investments are recorded at fair value and the liabilities for annuities payable and other life income funds payable are reflected within Liabilities under Split Interest Agreements on the Statement of Financial Position. The liability recorded is calculated based on the present value of the expected distributions to beneficiaries, using a discount rate of approximately 6% and estimated life of the youngest beneficiary based on Internal Revenue Service mortality tables.

THE COLORADO COLLEGE AND SUBSIDIARIES
NOTES TO CONSOLIDATED FINANCIAL STATEMENTS
JUNE 30, 2024 AND 2023

NOTE 7 SPLIT-INTEREST AGREEMENTS (Continued)

Contribution revenue recognized and investments recorded by the College related to split-interest agreements are as follows:

Presented in Thousands

June 30, 2024	CRATs/CRUTs	Charitable Gift Annuities	Endowment CRT
Contribution Revenue	\$ 347	\$ -	\$ -
Investments	11,381	1,910	1,290
June 30, 2023	CRATs/CRUTs	Charitable Gift Annuities	Endowment CRT
Contribution Revenue	\$ -	\$ 29	\$ -
Investments	12,028	1,836	1,275

NOTE 8 BENEFICIAL INTEREST IN PERPETUAL TRUSTS

Beneficial interests in perpetual trusts are recognized as a contribution when the College is notified of the existence of an irrevocable trust and can establish the fair market value of the trust assets. Trust investments are held by a third party (trustee), and the College receives income and/or a residual interest from the assets. The net assets from the trusts are recorded as with donor restriction. Distributions received from the trusts are recorded as investment income, without or with donor restriction as stipulated by the donor.

Presented in Thousands

Investments at Levels as of June 30,	Level I	Level II	Level III	Total
2024 Beneficial Interest Perpetual Trusts	\$ -	\$ -	\$ 42,096	\$ 42,096
2023 Beneficial Interest Perpetual Trusts	\$ -	\$ -	\$ 38,958	38,958

Level 3 Activity	July 1 Balance	Unrealized Gains & (Losses)	Redemptions	Purchases, Issuances	June 30 Balance
2024 Beneficial Interest Perpetual Trusts	\$ 38,958	\$ 5,002	\$ -	\$ (1,864)	\$ 42,096
2023 Beneficial Interest Perpetual Trusts	\$ 36,702	\$ 2,589	\$ -	\$ (333)	\$ 38,958

THE COLORADO COLLEGE AND SUBSIDIARIES
NOTES TO CONSOLIDATED FINANCIAL STATEMENTS
JUNE 30, 2024 AND 2023

NOTE 9 ENDOWMENT

The College's endowment consists of over 900 active individual funds established for a variety of purposes. The endowment includes both donor-restricted endowment funds and funds functioning as endowments (internally designated endowment funds). As required by U.S. GAAP, net assets associated with endowment funds, including internally designated endowment funds, are classified and reported based on the existence or absence of donor-imposed restrictions.

The College's Board of Trustees has interpreted the State of Colorado Uniform Prudent Management of Institutional Funds Act (UPMIFA) as requiring preservation of the fair value of the original gift as of the gift date of the donor-restricted endowment funds absent explicit donor stipulations to the contrary. As a result of this interpretation, the College classifies the original value of gifts, subsequent gifts and other accumulations to the endowment as net assets with donor restriction with the direction of the applicable donor gift instrument. The appreciation of a donor-restricted endowment fund is classified as net assets with donor restriction consistent with the standard of prudence prescribed by UPMIFA.

The composition of net assets (including contributions receivable) by type of endowment fund for the years ending June 30 was:

Presented in Thousands

Endowment Net Assets	June 30, 2024		
	Without Donor Restriction	With Donor Restriction	Total
Designated Endowments	\$ 179,575	\$ -	\$ 179,575
Donor-Restricted Endowments held in perpetuity	-	218,993	218,993
Purpose restricted, subject to appropriation	-	40,224	40,224
Accumulated Investment gains subject to appropriation	-	553,142	553,142
Total Endowment Funds	\$ 179,575	\$ 812,359	\$ 991,934

Endowment Net Assets	June 30, 2023		
	Without Donor Restriction	With Donor Restriction	Total
Designated Endowments	\$ 149,778	\$ -	\$ 149,778
Donor-Restricted Endowments held in perpetuity	-	213,019	213,019
Purpose restricted, subject to appropriation	-	35,792	35,792
Accumulated Investment gains subject to appropriation	-	481,624	481,624
Total Endowment Funds	\$ 149,778	\$ 730,435	\$ 880,213

THE COLORADO COLLEGE AND SUBSIDIARIES
NOTES TO CONSOLIDATED FINANCIAL STATEMENTS
JUNE 30, 2024 AND 2023

NOTE 9 ENDOWMENT (Continued)

Changes in endowment net assets for the years ended June 30 were:

Presented in Thousands

2024 Change in Endowment Net Assets	Without Donor Restriction	With Donor Restriction	Total
Beginning of year July 1, 2023	\$ 149,778	\$ 730,435	\$ 880,213
Contributions/Additions	16,108	6,085	\$ 22,193
Investment Returns (net)	24,943	107,174	\$ 132,117
Appropriation of Endowment Assets for expenditures	(11,254)	(31,335)	\$ (42,589)
Endowment at Year End June 30, 2024	<u>\$ 179,575</u>	<u>\$ 812,359</u>	<u>\$ 991,934</u>

2023 Change in Endowment Net Assets	Without Donor Restriction	With Donor Restriction	Total
Beginning of year July 1, 2022	\$ 142,610	\$ 683,850	\$ 826,460
Contributions/Additions	16	6,336	\$ 6,352
Investment Returns (net)	18,585	69,297	\$ 87,882
Appropriation of Endowment Assets for expenditures	(11,433)	(29,048)	\$ (40,481)
Endowment at Year End June 30, 2023	<u>\$ 149,778</u>	<u>\$ 730,435</u>	<u>\$ 880,213</u>

From time to time, the fair value of assets associated with individual donor-restricted endowment funds may fall below the level the College is required to retain as a fund of perpetual duration pursuant to donor stipulation or Colorado Uniform Prudent Management of Institutional Funds Act (UPMIFA). In accordance with U.S. GAAP, deficiencies of this nature are reported in net assets with donor restriction and aggregated. Such deficiencies totaled \$6,594 and \$956,125 at June 30, 2024 and 2023, respectively.

In accordance with UPMIFA, the College considers the following factors in deciding to appropriate or accumulate donor-restricted endowment funds:

1. Duration and preservation of the fund
2. Purposes of the College and the fund
3. General economic conditions
4. Possible effect of inflation and deflation
5. Expected total return from investment income and appreciation or depreciation of investments
6. Other resources of the College
7. Investment policies of the College

THE COLORADO COLLEGE AND SUBSIDIARIES
NOTES TO CONSOLIDATED FINANCIAL STATEMENTS
JUNE 30, 2024 AND 2023

NOTE 9 ENDOWMENT (Continued)

The College has adopted investment and spending policies for endowment assets that attempt to provide a predictable stream of funding to programs and other items supported by its endowment while seeking to maintain the purchasing power of the endowment. Endowment assets include those assets of donor-restricted endowment funds the College must hold in perpetuity or for donor-specified periods, as well as those of internally designated endowment funds. Under the College's policies, endowment assets are invested in a manner that is intended to produce results that exceed the spending rate plus inflation annually while assuming a reasonable level of investment risk.

The College has a Board approved spending policy for appropriating funds for expenditure each year. For fiscal year 2024, the College appropriated 5% of its endowment fund's average market value over the prior 12 quarters through the calendar year-end prior to the year in which expenditure is planned.

NOTE 10 LAND, BUILDINGS, AND EQUIPMENT

Land, buildings, and equipment consist of the following for the years ending June 30:

<i>Presented in Thousands</i>	2024	2023
Buildings and improvements	\$ 447,508	\$ 440,967
Land	11,908	11,908
Campus infrastructure	34,801	34,801
Equipment and furnishings	21,351	21,003
Long-Term Equipment	6,980	6,880
Construction in progress	2,633	1,663
Buildings Conditional Asset Retirement Obligation	1,929	3,075
	<u>527,110</u>	<u>520,297</u>
Less accumulated Depreciation	<u>(188,143)</u>	<u>(176,133)</u>
	<u>\$ 338,967</u>	<u>\$ 344,164</u>

Capitalized interest, depreciation and amortization are detailed below for the years ending June 30:

<i>Presented in Thousands</i>	2024	2023
Capitalized interest costs related to construction in progress during the years ending June 30	\$ 96	\$ 51
Total depreciation and amortization expense for the years ending June 30	\$ 12,308	\$ 12,439

THE COLORADO COLLEGE AND SUBSIDIARIES
NOTES TO CONSOLIDATED FINANCIAL STATEMENTS
JUNE 30, 2024 AND 2023

NOTE 11 DEFERRED REVENUE

Deferred revenue represents payments received in advance of performance obligations being met, primarily for tuition and fees prior to the start of an academic term. The following table details activity for deferred revenue related to tuition and fees, auxiliary enterprises and other operations.

The College applies the practical expedient in FASB ASC 606-10-50-14 and, therefore, does not disclose information about remaining performance obligations that have original expected durations of one year or less.

Presented in Thousands

	<u>Tuition and Fees</u>	<u>Student Deposits and Other Deferred Revenue</u>	<u>Total</u>
Balance at June 30, 2022	\$ 563	\$ 2,362	\$ 2,925
Revenue recognized, deposits applied/forfeited	(15,890)	(1,677)	(17,567)
Payments received for future performance obligations	15,779	2,290	18,069
Balance at June 30, 2023	<u>\$ 452</u>	<u>\$ 2,975</u>	<u>\$ 3,427</u>
Revenue recognized, deposits applied/forfeited	(14,055)	(3,493)	(17,548)
Payments received for future performance obligations	13,807	2,620	16,427
Balance at June 30, 2024	<u>\$ 204</u>	<u>\$ 2,102</u>	<u>\$ 2,306</u>

NOTE 12 DEFINED CONTRIBUTION RETIREMENT PLAN

All employees of the College with one year of service are eligible to participate in a defined contribution retirement plan administered by Teachers Insurance and Annuity Association/College Retirement Equities Fund (TIAA). Upon the attainment of age 30, eligible employees are required to participate and make contributions equivalent to 5% of their salary. For employees hired before July 1, 1991, the College contributes 6% of salary up to the first half of the median faculty/administrator salary and 11% of the balance of their salary. The College typically contributes 10% of base salary for all other employees.

Presented in Thousands

	<u>2024</u>	<u>2023</u>
Total pension expense ending June 30	\$ 5,766	\$ 5,419

THE COLORADO COLLEGE AND SUBSIDIARIES
NOTES TO CONSOLIDATED FINANCIAL STATEMENTS
JUNE 30, 2024 AND 2023

NOTE 13 OTHER POSTRETIREMENT BENEFIT PLANS

The College has a closed noncontributory defined benefit postretirement health care plan for those who retired prior to July 1, 1995. On June 30, 2005, the post-retirement fully-insured medical program was changed to a defined contribution program that created accounts to be used for the purchase of post-retirement medical coverage that are funded during the active employment years.

Post-retirement medical liability is for those who retired prior to July 1, 1995 who receive an 80% subsidy from the College for medical coverage and any pre-65 retiree enrolled in medical. Although early retirees pay 100% of the active premium, their medical costs are higher than the active employees, thus creating a "hidden" or "implicit" College subsidy liability.

The College's funding policy is generally to fund as amounts become due (pay-as you go) but may elect to pre-fund the liability from time to time. The College expects to contribute \$75 to the plan in fiscal year 2025.

As required by the *Employers' Accounting for Defined Benefit Pension and Other Postretirement Plans* topic of FASB ASC, an employer must recognize the overfunded or underfunded status of a defined benefit postretirement plan (other than a multiemployer plan), as an asset or liability in its statement of financial position and to recognize changes in that funded status in the year in which changes occur through changes in net assets without donor restriction.

The College uses a June 30 measurement date for the plan. The plan's funded status as of June 30 was:

<i>Presented in Thousands</i>	2024	2023
Benefit Obligation	\$ 410	\$ 504
Funded Status	\$ 410	\$ 504

The postretirement benefit and plan obligation is reflected in the Accrued Payroll & Other Liabilities on the Statement of Financial Position.

Other significant balances and costs are:

Employer Contribution	\$ 53	\$ 29
Benefits Paid	(53)	(29)
Benefits Cost	\$ -	\$ -

The estimated net loss and transition obligation for the defined benefit postretirement health care plan that will be amortized from net assets without donor restriction into net periodic benefit cost over the next fiscal year are:

	2024	2023
Estimated net loss and transition obligation	\$ 55	\$ 64

For measurement purposes, a 4.00% annual rate of increase (discount rate) in the per capita cost of covered health care benefits was assumed for fiscal year 2024.

THE COLORADO COLLEGE AND SUBSIDIARIES
NOTES TO CONSOLIDATED FINANCIAL STATEMENTS
JUNE 30, 2024 AND 2023

NOTE 13 OTHER POSTRETIREMENT BENEFIT PLANS (Continued)

The estimated benefits expected to be paid in the following years are as follows:

Presented in Thousands

2025	\$ 62
2026	48
2027	42
2028	38
2029	31
2030-2033	96
Total	<u>\$ 317</u>

NOTE 14 SELF-FUNDED INSURANCE PLANS

The College maintains self-funded dental and health insurance plans. Under these plans, the College incurs insurance claims expense of approximately \$843,000 per month. The College has contracted with a third-party administrator to process claims. The third-party administrator submits employee insurance claims for payment on a weekly basis, one week in arrears. Administrative costs are paid monthly. The College is liable for claims of up to \$400,000 per individual, per year. Claims above \$400,000 per individual, per year are covered by a specific stop loss insurance program, which has no stop loss max.

Presented in Thousands

	<u>2024</u>	<u>2023</u>
Plan expense	\$ 8,436	\$ 7,969
Incurred but not reported claims (based on actuarial calculations)	1,474	1,443
Plan reserve (from designated net assets without donor restrictions)	3,872	2,918

The incurred but not reported claims are reflected in the Accrued Payroll and Other Liabilities on the Statement of Financial Position.

THE COLORADO COLLEGE AND SUBSIDIARIES
NOTES TO CONSOLIDATED FINANCIAL STATEMENTS
JUNE 30, 2024 AND 2023

NOTE 15 DEBT PAYABLE

Debt payable consists of the following for the years ending June 30:

<i>Presented in Thousands</i>	Original Issue Amount	Interest Rate	Final Maturity	Principal balance - net of unamortized discounts and premiums as of June 30	
				2024	2023
<i>Tax-Exempt fixed-rate:</i>					
Series 2020A issued through El Paso County	15,585	5.00%	2032	\$ 11,659	\$ 13,601
<i>Tax-Exempt fixed-rate - structured as a bank loan:</i>					
Series 2015B issued through El Paso County	14,590	1.85%	2024	-	4,955
Series 2019 issued through El Paso County	19,925	2.35%	2040	17,340	18,225
<i>Taxable fixed-rate:</i>					
Series 2015C issued through El Paso County	110,000	3.3% - 4.7%	2046	109,751	109,740
Series 2020B issued through El Paso County	22,765	0.8% - 1.2%	2025	15,190	18,855
Less Bond Issuance Costs				(584)	(674)
Total Bond Debt, net				\$ 153,356	\$ 164,702
Total Debt, net				\$ 153,356	\$ 164,702

Aggregate annual maturities (or minimum lease payments) for the term of the debt outstanding as of June 30, 2024 were:

<i>Presented in Thousands</i>	Bond Debt
2025	\$ 20,215
2026	5,190
2027	5,375
2028	5,575
2029	5,785
Thereafter	109,805
	<u>\$ 151,945</u>
Less Discounts	(313)
Plus Premiums	2,308
Less Bond Issuance Costs	(584)
	<u>\$ 153,356</u>

THE COLORADO COLLEGE AND SUBSIDIARIES
NOTES TO CONSOLIDATED FINANCIAL STATEMENTS
JUNE 30, 2024 AND 2023

NOTE 15 DEBT PAYABLE (Continued)

Bond issuance costs and the bond discounts amortize over the life of each bond issuance using the straight-line method. Bond premiums accrete over the life of each bond issuance using the straight-line or effective-interest methods. Total interest charged to expense consists of the following for the years ending June 30:

	2024	2023
Total Interest charged to expense	\$ 5,743	\$ 6,010

NOTE 16 ASSET RETIREMENT OBLIGATION

The College's asset retirement obligations primarily relate to asbestos contained in buildings the College owns. Environmental regulations specify how to dispose of asbestos if facilities are demolished, or undergo major renovations or repairs. The obligation to remove asbestos is estimated based on the expected costs to be incurred escalated at an inflation rate, adjusted in 2024 to better reflect inflation expectations, thus impacting accretion expense and discounted at a credit adjusted risk-free rate. A summary of changes in asset retirement obligations since the date of adoption is included in the table below:

<i>Presented in Thousands</i>	2024	2023
Liability - Beginning of Year	\$ 9,378	\$ 10,805
Net Accretion Expenses	(3,165)	(1,427)
Liability - End of Year	\$ 6,213	\$ 9,378

THE COLORADO COLLEGE AND SUBSIDIARIES
NOTES TO CONSOLIDATED FINANCIAL STATEMENTS
JUNE 30, 2024 AND 2023

NOTE 17 SCHOLARSHIP ALLOWANCES (TUITION DISCOUNTS)

For the years ended June 30, 2024 and 2023 the College's scholarship allowances (tuition discounts, prizes, and external scholarships) were provided for students at the College from the following sources:

<i>Presented in Thousands</i>	2024	2023
Unrestricted Sources		
Colorado College Funds	\$ 42,358	\$ 38,914
ACM Tuition Exchange	352	363
Total unrestricted sources	42,710	39,277
Restricted Sources		
Endowments	15,521	15,465
Private Gifts and Grants	1,372	1,820
Governments Grants	586	476
Total restricted sources	17,479	17,761
 Total Scholarships Provided by Colorado College	 \$ 60,189	 \$ 57,038
 Other scholarship allowances (not included above):		
Tuition remission benefits for dependents of employees	\$ 1,658	\$ 1,659
<i>The College acts as custodian for these funds -</i>		
Outside Scholarships for Colorado College students	\$ 3,006	\$ 3,058
Pell Grants	\$ 1,764	\$ 1,692

NOTE 18 RESTRICTIONS AND LIMITATIONS ON NET ASSETS BALANCES

Net assets during the years ended June 30 were released from donor restrictions for the following purposes:

<i>Presented in Thousands</i>	2024	2023
Scholarships and Other Endowment funds	\$ 27,648	\$ 25,783
Instruction and Other Departmental Support	10,971	10,883
Capital Projects	40	-
	\$ 38,659	\$ 36,666

Contributions for acquisition or construction of plant facilities are released from restrictions in the period in which the assets are placed in service. As applicable, these releases are shown in the nonoperating section on the statements of activities.

THE COLORADO COLLEGE AND SUBSIDIARIES
NOTES TO CONSOLIDATED FINANCIAL STATEMENTS
JUNE 30, 2024 AND 2023

NOTE 18 RESTRICTIONS AND LIMITATIONS ON NET ASSETS BALANCES (Continued)

The College's net assets were allocated as follows for the years ending June 30:

<i>Presented in Thousands</i>	2024	2023
<i>Net Assets without Donor restrictions</i>		
Undesignated	\$ 11,834	\$ 11,731
Student Loans Funds	776	852
Designated Operating Reserves	20,147	17,198
Designated Endowments	179,575	149,778
Invested in Property and Equipment - net of related Debt	211,210	207,365
Total Without Donor Restrictions	423,542	386,924
 <i>Net Assets with Donor restrictions</i>		
<i>Donor Restricted Net Assets not Invested in Perpetuity</i>		
Instruction and Other Departmental Support	14,214	17,473
Financial Aid	25	121
Capital Projects	8,690	12,225
Accumulated Earnings on Endowed Funds subject to Appropriations	553,142	481,624
Purpose Restricted, Subject to Appropriation	40,224	35,792
Annuity, Life Income, and BIPT	10,393	10,606
Unconditional promises to give for specific purposes	-	-
Total with Donor restriction not invested in perpetuity	626,688	557,841
 <i>Donor Restricted Net Assets held in Perpetuity</i>		
Income expended for Scholarships	118,832	119,140
Income expended for Instruction and other departmental support	92,303	85,544
Income expended for General Purposes	5,747	5,742
Annuity, Life Income, and BIPT	42,611	39,380
Unconditional promises to give to the Endowment	2,111	2,593
Total with Donor restriction held in perpetuity	261,604	252,399
Total With Donor Restrictions	888,292	810,240
Total Net Assets	\$ 1,311,834	\$ 1,197,164

THE COLORADO COLLEGE AND SUBSIDIARIES
NOTES TO CONSOLIDATED FINANCIAL STATEMENTS
JUNE 30, 2024 AND 2023

NOTE 19 EXPENSES BY NATURE AND FUNCTION

The costs of program and supporting services have been summarized on a functional basis in the statement of activities. The College reports expenditures in categories reflecting core operational objectives for higher education as defined by the Integrated Postsecondary Education Data System (IPEDS). The College's expenditures for 2024 and 2023 were as follows:

<i>Presented in Thousands</i>	Instructional	Academic Support & Research	Student Services	Institutional Support - Admin	Institutional Support - Fund Raising	Auxiliary	2024 Total
Compensation	\$ 50,182	\$ 11,135	\$ 16,119	\$ 10,994	\$ 4,805	\$ 2,997	\$ 96,232
Instructional Operations	6,395	4,593	4,361	1,646	391	1,879	19,265
Fees & Contracts	7,812	2,725	2,716	3,921	428	10,603	28,205
Information Technology	223	1,700	260	1,627	362	99	4,271
Employee Conferences	4,236	631	2,904	162	189	58	8,180
Plant Operations	627	145	1,712	2,049	43	2,601	7,177
Interest	2,562	649	992	660	229	651	5,743
Depreciation	5,491	1,390	2,126	1,415	491	1,395	12,308
Total Expenses	\$ 77,528	\$ 22,968	\$ 31,190	\$ 22,474	\$ 6,938	\$ 20,283	\$ 181,381

<i>Presented in Thousands</i>	Instructional	Academic Support & Research	Student Services	Institutional Support - Admin	Institutional Support - Fund Raising	Auxiliary	2023 Total
Compensation	\$ 46,407	\$ 10,313	\$ 16,025	\$ 9,367	\$ 4,604	\$ 2,678	\$ 89,394
Instructional Operations	4,633	4,000	4,188	2,011	392	1,374	16,598
Fees & Contracts	6,597	1,864	2,833	3,388	1,104	10,552	26,338
Information Technology	238	1,537	217	1,320	379	106	3,797
Employee Conferences	3,508	506	3,223	184	176	44	7,641
Plant Operations	1,843	488	2,282	2,120	179	3,388	10,300
Interest	2,592	633	1,136	647	280	722	6,010
Depreciation	5,365	1,310	2,351	1,338	580	1,495	12,439
Total Expenses	\$ 71,183	\$ 20,651	\$ 32,255	\$ 20,375	\$ 7,694	\$ 20,359	\$ 172,517

NOTE 20 LEASES

The College has leasing arrangements where the College is the lessor and leasing arrangements where the College is the lessee. The lessee arrangements create right-of-use assets and liabilities and are described below. The College's policy is not to record a right-of-use asset and or lease liability for leases less than one year. Qualitative information about each type of arrangement follows.

Operating Leases – College as Lessee

The College currently has an agreement for one residential location until May 31, 2026 for six units. Monthly payments are \$7,000. The liability for this lease is calculated using the remaining term of the lease.

THE COLORADO COLLEGE AND SUBSIDIARIES
NOTES TO CONSOLIDATED FINANCIAL STATEMENTS
JUNE 30, 2024 AND 2023

NOTE 20 LEASES (Continued)

The College has seventeen tower leases for the operation of its public radio station, KRCC. Six of these agreements have been long-standing and are on a month-to-month renewal. Terms on the remaining eleven leases extend out to the years of 2024 through 2040. Monthly payments range from \$200 to \$5,679. The liability for these leases is calculated using the remaining term of each lease.

The College has one lease for equipment that expires in 2025. Monthly payments are \$979. The liability for this lease is calculated using the remaining term of the lease.

Operating Leases – College as Lessor

The College has agreements with third-party service providers to the campus, where space is provided for on-campus management of those operations. The College segregates the portion of those contracts relating to space and classifies that portion of revenue as lease revenue received. These receipts in fiscal year 2024 totaled \$223,220. In addition, Optumcare and La’au’s Taco Shop rented office or restaurant space on campus for services they provide to, or in collaboration with, the College. Such rental receipts totaled \$39,997 for the fiscal year.

The following table provides quantitative information concerning the College’s operating leases for the year ended June 30:

Presented in Thousands

	2024	2023
Lease expense:		
Operating lease expense	\$ 1,468	\$ 1,859
Total lease expense	\$ 1,468	\$ 1,859

Other Information:

	2024	2023
Cash paid for amounts included in the measurement of leases:		
Operating cash flows used in operating leases	\$ 1,468	\$ 1,859
Right-of-use assets obtained in exchange for new operating lease liabilities	639	967
Weighted-average remaining lease term (in years):		
Operating leases	6.69	4.51
Weighted-average discount rate:		
Operating leases	3.327%	1.854%

THE COLORADO COLLEGE AND SUBSIDIARIES
NOTES TO CONSOLIDATED FINANCIAL STATEMENTS
JUNE 30, 2024 AND 2023

NOTE 20 LEASES (Continued)

Following is a maturity analysis of annual undiscounted cash flows for lease liabilities as of June 30, 2024:

Presented in Thousands

Year ending June 30:	Operating Leases
2025	\$ 223
2026	210
2027	39
2028	38
2029	25
Thereafter	222
Total Minimum Lease Payments	757
Less: Imputed Interest	(118)
Total Lease Liabilities	\$ 639

The College previously leased various equipment and infrastructure under finance leases which expired March 2021. The capitalized cost and accumulated amortization under these expired leases for the years ending June 30:

Presented in Thousands

	2024	2023
Campus Infrastructure	\$ 2,473	\$ 2,473
Equipment	714	714
Total Cost	3,187	3,187
Less accumulated amortization	(1,709)	(1,647)
Total	\$ 1,478	\$ 1,540

NOTE 21 COMMITMENTS AND CONTINGENCIES

Litigation

In the normal course of business, the College is involved in various legal matters. Management does not currently believe that any liability related to this litigation would be material to the financial statements. Therefore, no liability has been recorded in these financial statements. Events could occur that would change this estimate materially in the near term.

THE COLORADO COLLEGE AND SUBSIDIARIES
NOTES TO CONSOLIDATED FINANCIAL STATEMENTS
JUNE 30, 2024 AND 2023

NOTE 21 COMMITMENTS AND CONTINGENCIES (continued)

Federal Programs

The College participates in various federally assisted grant programs that are subject to review and audit by the grantor agencies. Entitlements to these resources are generally conditional upon compliance with the terms and conditions of grant agreements and applicable federal regulations, including the expenditure for allowable purposes. Any disallowable expenditures resulting from federal audit may become a liability of the College. It is believed that the ultimate disallowance pertaining to these regulations, if any, will not be material to the overall financial condition of the College.

Construction Commitments

The College had several major construction projects in progress at June 30, 2024 and 2023 with commitments to contractors. There are funds available from existing sources for completion of these projects.

<i>Presented in Thousands</i>	2024	2023
Construction contractor commitments	\$ 1,901	\$ 6,376
Cumulative available funds for projects	\$ 8,653	\$ 8,751

NOTE 22 SUBSEQUENT EVENTS

The College evaluated subsequent events through November 19, 2024, the date at which the financial statements were available to be issued, and they determined there were no additional events to disclose.

THE COLORADO COLLEGE AND SUBSIDIARIES
NOTES TO CONSOLIDATED FINANCIAL STATEMENTS
JUNE 30, 2024 AND 2023

NOTE 23 FINANCIAL RESPONSIBILITY RATIOS

The composite score is prepared pursuant to Appendix B of 34 CFR Part 668-Supbpart L, Ratio Methodology for Private Non-Profit Institutions. Private non-profit institutions must demonstrate financial health to participate in Title IV funding. The College prepared the required calculations based on audited financial statements for the year ended June 30, 2024. The composite score reflects the overall relative financial health of institutions along a scale from negative 1.0 to positive 3.0.

The composite score for the year ended June 30, 2024 is as follows:

Primary Reserve Ratio:	\$ 835,004	
Expendable Net Assets	\$ 181,381	4.604
Total Expenses		4.604

Equity Ratio:	\$ 1,308,995	
Modified Net Assets	\$ 1,499,001	0.873
Modified Assets		0.873

Net Income Ratio:	\$ 36,618	
Change in Net Assets Without Donor Restrictions	\$ 221,102	0.166
Total Revenues Without Donor Restrictions		0.166

	Ratios	Strength Factors	Weight	Composite Scores	
Primary Reserve Ratio	4.604	3.0	40%	1.20	
Equity Ratio	0.873	3.0	40%	1.20	
Net Income Ratio	0.166	3.0	20%	0.60	
Composite Score				3.00	PASS

THE COLORADO COLLEGE AND SUBSIDIARIES
NOTES TO CONSOLIDATED FINANCIAL STATEMENTS
JUNE 30, 2024 AND 2023

NOTE 23 FINANCIAL RESPONSIBILITY RATIOS (CONTINUED)

The Department of Education issued regulations on February 23, 2019, which became effective for filings July 1, 2020, regarding additional disclosures deemed necessary to calculate ratios for determining sufficient financial responsibility under Title IV.

Presented in Thousands

Net Assets

1	Net Assets With Donor Restrictions: Restricted in Perpetuity	\$	261,604
2	Other Net Assets With Donor Restrictions (Not Restricted in Perpetuity)		
a.	Annuities With Donor Restrictions		227
b.	Term Endowments		-
c.	Life Income Funds (Trusts)		10,166
d.	Total Annuities, Term Endowments and Life Income Funds with Donor Restrictions		10,393

Land, Buildings and Equipment, net

3	Pre-implementation Land, Buildings and Equipment, net		
a.	Ending Balance of Last Financial Statements submitted to and accepted by the Department of Education (June 30, 2020 Financial Statements)	\$	222,668
b.	Reclassify Capital Lease Assets previously included in LBE, net, prior to the implementation of ASU 2016-02 lease standard		-
c.	Less subsequent Depreciation and Disposals (net of accumulated depreciation)		(8,117)
d.	Balance Pre-implementation Land, Buildings and Equipment, net		214,551
4	Debt-financed post-implementation Land, Buildings and Equipment, net		
a.	Long-lived Assets acquired with Debt subsequent to June 30, 2019		
a.	Equipment		-
b.	Land Improvements		1,389
c.	Buildings		14,475
d.	Total Land, Buildings and Equipment, net, acquired with Debt exceeding 12 months		15,864
5	Construction-in-Progress, acquired with debt, subsequent to June 30, 2019		-
6	Post-implementation Land, Buildings and Equipment, net, acquired without Debt		
a.	Long-lived assets acquired without use of Debt subsequent to June 30, 2019		108,552
7	Total Land, Buildings and Equipment, net at June 30, 2021		338,967

Debt to be excluded from Expendable Net Assets

8	Pre-implementation Debt:		
a.	Ending Balance of Last Financial Statements submitted to and accepted by the Department of Education (June 30, 2020 Financial Statements)	\$	130,867
b.	Reclassify Capital Lease Assets previously included in Long-term Debt, prior to the implementation of ASU 2016-02 lease standard		-
c.	Less subsequent Debt Repayments		(10,168)
d.	Balance Pre-implementation Debt		120,699
9	Allowable post-implementation Debt used for Capitalized Long-Lived Assets		
a.	Equipment - all capitalized		-
b.	Land Improvements		1,389
c.	Buildings		14,475
d.	Balance Post-Implementation Debt		15,864
10	Construction-in-Progress financed with Debt or Line of Credit subsequent to June 30, 2019		-
11	Long-Term Debt not for the Purchase of Land, Buildings and Equipment OR Liability greater than Asset Value		16,793
12	Total Debt to be Excluded from Expendable Net Assets		153,356
14	Lease Right-of-Use Asset, pre-implementation (grandfather of leases option not chosen)	\$	-
15	Lease Right-of-Use Asset, post-implementation		639
17	Pre-implementation Right-of-Use Asset Liability		-
18	Post-implementation Right-of-Use Asset Liability		639

Unsecured Related-Party Receivables

19	Secured Related-Party Receivables	\$	-
20	Unsecured Related-Party Receivables		657
21	Total Secured and Unsecured Related-Party Receivables		657

Other Items

22	Sale of Fixed Assets, gains (losses)		-
23	Intangible Assets (Water rights)		2,182

THE COLORADO COLLEGE AND SUBSIDIARIES
FINANCIAL RESPONSIBILITY RATIO SUPPLEMENTAL SCHEDULE
JUNE 30, 2024

Presented in Thousands

Supplemental Schedule - Financial Responsibility Calculation Supplemental Components

Primary Reserve Ratio:			
	Expendable Net Assets:		
1	Statement of Financial Position (SFP)	Net Assets Without Donor Restrictions	\$ 423,542
2	SFP	Net Assets With Donor Restrictions	888,292
3	Note 18	Net Assets With Donor Restrictions: Restricted in Perpetuity	261,604
4	Note 23	Unsecured Related-Party Receivables	657
5	Note 18	Donor Restricted Annuities, Term Endowments, Life Income Funds	10,393
6	Note 23	Land, Buildings and Equipment, net, pre-implementation	214,551
7	Note 23	Land, Buildings and Equipment, net, post-implementation with Outstanding Debt for original purchase	15,864
8	Note 23	Construction in Progress purchased with Long-Term Debt	-
9	Note 23	Post-implementation Land, Buildings and Equipment, net, acquired without Debt	108,552
9	Note 23	Lease Right-of-Use Asset, pre-implementation (grandfather of leases option not chosen)	-
10	Note 23	Lease Right-of-Use Asset, post-implementation	639
11	Note 23	Intangible Assets (Water rights)	2,182
12	Note 13	Post-Employment and Pension Liabilities	410
13	Note 23	Long-Term-Debt - for long-term purposes, pre-implementation	120,699
14	Note 23	Long-Term-Debt - for long-term purposes, post-implementation	15,864
15	Note 23	Debt or Line of Credit for Construction in Progress	-
16	Note 23	Pre-implementation Right-of-Use Asset Liability (grandfather option not chosen)	-
17	Note 23	Post-implementation Right-of-Use Asset Liability	639
		Total Expenses and Losses:	
18	Statement of Activities (SOA)	Total Expenses (operating and non operating) without donor restrictions	181,381
19	SOA	Nonservice Component of Pension/Post-employment (nonoperating) cost (if loss)	-
20	Note 23	Sale of Fixed Assets (if loss)	-
21	SOA - N/A	Change in Value of Interest-Rate Swap Agreements (if loss)	-
<hr/>			
Equity Ratio:			
		Modified Net Assets:	
22	SFP	Net Assets Without Donor Restrictions	\$ 423,542
23	SFP	Net Assets With Donor Restrictions	888,292
24	Note 23	Intangible Assets	2,182
25	Note 23	Unsecured Related-Party Receivables	657
		Modified Assets:	
26	SFP	Total Assets	1,501,840
27	Note 23	Lease Right-of-Use Asset, pre-implementation	-
28	Note 23	Intangible Assets	2,182
29	Note 23	Unsecured Related-Party Receivables	657
<hr/>			
Net Income Ratio:			
30	SOA	Change in Net Assets Without Donor Restrictions	\$ 36,618
		Total Revenues and Gains Without Donor Restriction:	
31	SOA	Total Operating Revenue (including Net Assets Released from Restrictions)	189,274
32	SOA	Investment gain, net (aggregate operating and nonoperating interest, dividends, realized and unrealized gains)	28,755
33	SOA - N/A	Nonservice Component of Pension/Post-employment (nonoperating) cost, (if loss)	-
34	SOA - N/A	Pension-related Changes other than Net Periodic Pension Costs (if gain)	-
35	SOA	Change in Value of Annuity Agreement (typically in nonoperating)	3,073
36	SOA - N/A	Change in Value of Interest-Rate Swap Agreements (if gain)	-
37	Note 23	Sale of Fixed Assets (if gain)	-
38	SOA	Other Gains (nonoperating contributions) Without Donor Restrictions	-



CLA (CliftonLarsonAllen LLP) is a network member of CLA Global. See CLAGlobal.com/disclaimer. Investment advisory services are offered through CliftonLarsonAllen Wealth Advisors, LLC, an SEC-registered investment advisor.